

2020/21

Statement of Accounts

North Kesteven District Council



North Kesteven
DISTRICT COUNCIL

NOVEMBER 2021

Contents

1. Narrative Report	Page 3
2. Core Statements	Page 17
3. Notes	Page 22
4. HRA	Page 94
5. Collection Fund	Page 100
6. Group Accounts	Page 103
7. Auditors Report	Page 114
8. Glossary of Terms	Page 116
9. Reserves	Page 121

Leader Introduction

It is my great pleasure to present our Statement of Accounts for the financial year up to March 31, 2021; not only a statutory requirement but as a proud indication of the confidence we place in establishing a solid foundation for North Kesteven.

It shows that through good management, planning and an ambitious approach to tackling the financial challenges we face, the Council remains in a strong financial position.

Over the years the Council has built resilience and strength into its finances, in a far-sighted approach to ensure that it is able to deliver and develop high quality services which represent excellent value for money, identify efficiencies and invest in opportunities for growth and community safeguards.

Underpinning this is a robust, responsive and responsible financial strategy, at the heart of which sits the Council's clear commitment to support, encourage and build a District of Flourishing Communities.

Focused on achieving a balanced General Fund profile for the one, three and ten year horizons, our financial overview builds on the achievements of the past and sets out a clear direction for the future, in conjunction with the Council's corporate plan – the NK Plan.

There are a lot of numbers in here and a lot of technical accounting speak, but we have striven to make it as straightforward as we can. Openness and transparency

are critical in developing confidence and certainty in what we do with your taxes, fees, charges and rents - and I assure you that your money is used to best effect in all that we do. In short, that is what these accounts show; validating a confidence expressed by residents where consistently more than 90% of respondents to our annual survey say they are happy with the way the Council runs things and almost 90% feel the Council performs well with the money it has available.

Whilst these accounts look back on the past year – and what a year it was in the grip of the global Coronavirus pandemic and the additional financial impacts and challenges that created, the legacy of which will be long-lived – they also set the scene for moving forward into the years ahead. Going into the current financial year (2021/22) the finance strategy was in a positive place, broadly balanced and creating the capacity to invest £230million in priorities and services over the next decade to 2030.

Despite the various restrictions, this last year has seen the fulfilment of a £1.3m remodelling of the Council's arts centre, the £2.2m expansion of its business workshop provision, the beginnings of a £58m enterprise park in Sleaford and an escalation of its house building programme with four completions and a start on site of 95 properties (8 at Potterhanworth, 33 at Heckington, 42 at Waddington, 12 at Grantham Rd).

Built around a robust Medium Term Financial Strategy, the broader financial

plan includes the General Fund for the delivery of daily service, opportunities for income generation and planned efficiencies, the Housing Revenue Account with a viable 30-year view and, to support investment in the District and the five corporate priorities, our Capital Programme providing for a ten-year investment strategy consistent with our broader aims of achieving carbon-neutrality by 2030.

Such an ambitious and innovative programme of activity is designed to ensure the Council maintains its already robust financial position and proactively meets the challenges the District faces, identifying invest-to-save opportunities and driving these forward in ways that future-proof it.

Nevertheless, the financial environment for local government remains challenging; with ongoing uncertainty over the financial framework for local government in England and the long-term impacts of the coronavirus pandemic which emerged in the closing days of the 2019/20 financial year, escalated throughout this past year and continued to overshadow the beginning of this. In response, we are redoubling our efforts, investments and services where these are most needed to support our communities without hesitation, whilst maintaining a watchful eye on reviewing the 10-year financial plan to ensure ongoing resilience and strength.

Despite the ever-present and emerging challenges, as this Statement of Accounts shows, this Council's finances remain in a strong position.



Council Leader Richard Wright

A handwritten signature in black ink, appearing to read 'Richard Wright', with a long, sweeping underline.

1. Narrative Report

1. North Kesteven – The place

The District of North Kesteven is a large, diverse, rural area, stretching from the Witham in the east almost to the Trent in the west and from the sparsely populated villages to the south of Sleaford to the more densely-populated Lincoln fringe in the north.

North Kesteven is one of seven districts in Lincolnshire and covers an area of 92,244 hectares (356 square miles). The District is characterised by small settlements and large areas of arable farmland; 90% of land in the district has been classified as agricultural.

There are around 100 communities in the North Kesteven District. The population of the District is 115,230. There are two towns with approximately 17,671 people in Sleaford and 13,884 in North Hykeham. Almost 40% of North Kesteven's residents live in communities in the Lincoln "fringe", the area immediately surrounding Lincoln City (including North Hykeham) and about 15% live in Sleaford. Of the remaining 45%, about half live in 57 communities with fewer than 1,000 people and the other half live in communities, not in the Lincoln fringe, with more than 1,000 people.

The market town of Sleaford has the potential for growth, with significant private sector investment related to renewable energy, retailing, employment, and heritage led regeneration, whilst North Hykeham offers significant employment and economic development opportunities as a key part of the business district for Greater Lincoln. In addition, NKDC has been allocated £2m to go towards the growth and regeneration of Sleaford.

Although as a rural district, North Kesteven has a small employment base, the number of people employed is higher than the majority of districts. 81.9% of people aged 16-64 in the District are in employment.

North Kesteven has three strategic employment locations: Teal Park, North Hykeham; Network 46 Witham St Hughs; and Sleaford Enterprise Park.

Other major employers outside these towns include the armed forces (RAF Cranwell, Waddington and Digby), and three major food processing factories - Moy Park (Anwick), Tulip (Ruskington) and Branston Potatoes (Branston). In total, there are 4,025 enterprises in NK and 89.4% of them are micro enterprises. Within North Kesteven there is a significant quantity of good quality agricultural land; over 90% of the agricultural land is classified as moderate to very good.



North Kesteven Map



1. Narrative Report

2. North Kesteven – The Council

Challenges

The Council faces a number of financial challenges in the coming years, some of which are shown below:

- Central Government funding is reducing year on year, and between 2010/11 and 2020/21 government grants and subsidies fell by over 50%.
- Localisation was introduced to replace lost grants and subsidies with retained Business Rates income.
- The Government's Fair Funding Review and Spending Review are likely to have an adverse impact on the Council's resources. The outcome of this is still uncertain, but the Council is working with Central Government to ensure that the needs of the District are considered as part of this review.
- North Kesteven's population is one of the fastest growing and this brings increased demand for public services.
- The financial impact of Brexit is as yet uncertain. It could be positive or negative, but is likely to affect interest and inflation rates, labour costs and property and rental values as well as the business and tourist economies.
- The impact of Covid-19 and the recovery from it will undoubtedly impact on the Council, its communities and businesses for a number of years to come.

Corporate Plan and Vision

Each year the Council reviews its Corporate Plan (known as the NK Plan). It has been designed with input from key stakeholder groups including Elected Members, tenants, Youth Council and partnership groups. The Plan sets out the Council's high level vision, provides clarity on the Council's priorities and set out a series of ambitions under each priority to establish the work programme for the authority.

The NK plan is about making a difference for people and communities in North Kesteven. It is a plan designed to ensure that the Council continues to deliver excellent services for the flourishing communities in North Kesteven, whilst tackling the main challenges facing the district

Our Communities

What we plan to do.

- Deliver a planned £1.2m re-invigoration of the National Centre for Craft & Design.
- Set up a Community Lottery to support community groups and beneficiaries
- Expand our Digital Hub offer to develop confidence and connectivity in a digital age
- Continue to work successfully with partners to tackle both childhood and adult obesity.
- Work with partners to ensure North Kesteven remains one of the safest local authority areas in England.

What we've done recently.

- Set up a £40,000 grant-funding partnership to support community groups in their coronavirus response work
- Established with the Sleaford Renewable Energy Plant a grant fund worth £125,000 over five years
- Continued to invest in leisure and arts provision; £1.7m at the NCCD and Better Gym Sleaford.
- Championed the community contributions of more than 100 individuals, groups and businesses; transferring the annual awards to a virtual format to ensure their continuation
- Initiated a successful trial of separate paper and card recycling

Our Economy

What we plan to do

- Let our 15 new £2.2m business grow-on workshops at Discovery Court in North Hykeham to emerging and expanding enterprises
- Embark on delivering a £56m investment in the Sleaford Moor Enterprise Park
- Continue supporting business through the administration of coronavirus grants and in recovery
- Deliver on a £4m investment for the Heart of Sleaford regeneration

What we've done recently

- Expanded our portfolio of business grown-on units to 126 at 12 locations district-wide
- Administered £31m-plus of government grants in over 6,000 payments across eight distinct grant schemes up to March 2021
- Contributed to the delivery of highway improvements for Sleaford, opening up new opportunities for investment, jobs and housing growth
- Supported progressive growth of the visitor economy to 3.5m days and nights spent in the District, worth £162m in 2019

Our Environment

What we plan to do

- Lead a review of the Central Lincolnshire Local Plan with a view to it becoming the first of its kind to aim for carbon neutrality
- Enhancement of habitat and public access along the River Slea in Sleaford
- Review the efficiency of our refuse fleet and explore what alternative fuel options are viable
- Further develop projects informed by priority working groups focused on the built environment, property standards, procurement and resource use

Our Homes

What we plan to do

- Work with developers to deliver more homes in the District, including at least 100 more affordable homes and to a higher environment and energy conscious specification
- Continue to invest in line with the Lafford Homes' business plan to deliver more affordable rental choice locally
- Move forward a £3.9m regeneration of Grinter House in North Hykeham, adding seven new units up to 34
- Bring back into use at least 20 more empty homes annually

What we've done recently

- In 2020 we delivered our 300th new home through direct building and acquisition to unlock more housing choice for all
- Begun work on a further 33 council homes and Welchman Way, Heckington, an investment of £4.68m
- Maintained high tenant satisfaction ratings up to 95%
- In partnership with three other district councils launched an initiative to tackle homelessness and rough sleeping
- Lafford Homes brought forward 72 homes to satisfy unmet private rental demand, with a further 42 at Station Road, Waddington close to completion

Our Council

What we plan to do

- Ensure sound finances and a balanced budget are maintained
- Begin delivery of the re-focused Transformation Programme to enhance efficiencies and effectiveness
- Successfully deliver the 2021 Lincolnshire County Council and Police & Crime Commissioner elections in a Covid-safe way
- Develop and strengthen strategic partnerships

What we've done recently

- Adopted an agile working programme to maintain and enhance service delivery to residents and stakeholders throughout the coronavirus pandemic
- Adapted quickly and effectively to a virtual meetings' structure to maintain democratic engagement and continue the decision-making process openly, transparently and lawfully
- Supported partners across the Lincolnshire Resilience Forum in responding to the coronavirus pandemic
- Maintained active dynamic and engaging communications to guide communities through the pandemic, advising on restrictions, safe compliance and vaccination access
- Developed digital hubs to help build customers' confidence in using computers to access services, work and finances. Stalled by the pandemic, these will be further rolled out when circumstances allow

Director of Resources Introduction

The Statement of Accounts has once again been prepared to a high standard and as the Council's Director of Resources and Chief Finance Officer, I am pleased to present them for 2020/21.

This Narrative Report and the notes that follow give you a clear picture of the figures that make up our Statement of Accounts and have been prepared in accordance with the requirements of the Accounts and Audit Regulations 2015 and the Chartered Institute of Public Finance and Accountancy's (CIPFA) Code of Practice on Local Authority Accounting in the United Kingdom 2020/21 which is supported by the International Financial Reporting Standards (IFRS). The Statement of Accounts demonstrates how the money received by the Council to pay for services has been utilised, provides confidence that it has been accounted for in an appropriate manner and details how the Council has performed financially against its strategic objectives.

The Covid-19 pandemic has had a significant financial impact on the Council. The Council's spending has significantly increased to cope with the pandemic, whilst at the same time experiencing a significant reduction in income throughout the year. There has also been an increase in claims for Local Council Tax Support and a large reduction in business rates income collected over the period. The full financial and economic implications continue to unfold for residents and businesses within the district as well as for the Council.

It is difficult to quantify the impact of Covid-19 with any certainty, but the financial pressure on the Council will continue to be substantial through into 2021/22 despite the Government's emergency Covid-19 funding for local government. Therefore, the financial impact of Covid-19 on the Council represents a financial risk and the Council will look to refresh its Medium Term Financial Strategy for 2022/23 in recognition of the impact of the pandemic.

The financial landscape for the Council is likely to remain challenging for the foreseeable future. The delay to the Comprehensive Spending Review means that there will be little certainty over the Council's longer term funding outlook and this will need to be carefully managed. In addition, the Fair Funding Review and move to 75% Business Rate Retention have been delayed again with an earliest implementation date of 2022/23.

The outcome of these reviews will determine the quantum of funding available to local government and the share available to the Council. The added uncertainties brought about by the exit from the European Union and now Covid-19 will only serve to compound these issues.

The Council continues to deliver services which are of a high standard and are well regarded. The thrust of the Council's work through its Transformation Programme and income generation programme ExCITE, has looked to protect services and increase the Council's financial standing. The work of

ExCITE has led to a number of initiatives that the Council is currently looking to take forward as well as the establishment of its own market rental housing company Lafford Homes Limited which forms the Council's group position.

As a result, the Council continues to have both a robust and strong financial standing while demonstrating ongoing improvements in its financial procedures and processes.

The work of the Council's Finance team is critical in achieving this and in ensuring that the stewardship of public funds is conducted efficiently and effectively. The work that the team does, working with colleagues to challenge spend and to help improve and deliver value for money is critical in ensuring that high quality services continue to be delivered to our residents and businesses and this is only possible due to the hard work and dedication of the Finance team.

This Narrative Report has been produced in line with recommended practice and guidance and provides information about North Kesteven, including the key issues affecting the Council while also providing a summary of the financial position as at 31 March 2021.

I hope that this document provides an informative and interesting insight into the Council and demonstrates the Council's desire to improve both the quality and suitability of information provided and I would therefore welcome your feedback.



Director of Resources Russell Stone

A stylized handwritten signature in black ink, consisting of a large loop and a trailing line.

1. Narrative Report

Management Structure

Supporting the work of Councillors is the Council's Corporate Management Team (CMT) comprising of the Chief Executive, Ian Fytche; Deputy Chief Executive, Philip Roberts and the Director of Resources, Russell Stone. Four Heads of Services support the managerial leadership of the Council and support Elected Members of the Council in:

- Strategic Direction and Policy Advice;
- Partnerships;
- Planning the use of resources
- Operational Management and Delivery;
- Reviewing the Authority's effectiveness.

Council Employees

The Council has an establishment of 365.94 full time equivalent positions. The Council continues to deliver its People Strategy and its quest to be an employer of choice. The Council aims to deliver services directly and collaboratively and participates in a number of shared services as well competitively providing services to other Lincolnshire district councils.

Lafford Homes Limited

During 2016-17 the Council established a new housing company, Lafford Homes Limited, to deliver market housing for rent within the district. This company is 100% owned by the Council and it is anticipated that Lafford Homes Ltd will have a positive impact on the district housing requirement shortfall.

During the first 4 years of operation, Lafford Homes has made significant progress and has flexed its approach to development based on the challenges experienced. The positive aspects that the company has seen have been:

- Steam Court (33 properties) has been delivered per the original development timeline;
- The purchase of 16 existing satisfactories;
- The purchase of land at Station Road, Waddington with planning for the delivery of 44 properties;
- The completion of 7 new properties at Thorpe on the Hill, and;
- The completion of the purchase of 16 properties on the edge of Lincoln.

Addressing the Financial Challenges

The Medium Term Financial Strategy (MTFS) was approved by Council on 22 October 2020. This document sets out the financial framework used to ensure adequate financial resources are available to achieve the Council's objectives, and that appropriate action is taken to address future challenges. In support of this, the Council's first Financial Resilience Strategy for 2020/21 was approved on 3 December 2019.

The Financial Resilience Strategy provides the focus for the Council's work to be financially resilient and sets the governance framework for controlling and monitoring the progress of the various work programmes, initiatives and projects that are ongoing. CIPFA guidance and best practice in local government sees the establishment of a focus on financial resilience as an essential element of the governance arrangements for councils. The establishment of the Council's Financial Resilience Strategy will therefore demonstrate its achievements in this.



1. Narrative Report

Covid-19 Pandemic

The Coronavirus pandemic impacted at the very end of the last financial year following the Government's national lockdown, which commenced from 23 March 2020. This led to many of the businesses and attractions within the District being forced to close, impacting on the Council's income streams, and resulting in additional cost pressures as resources have been focused on delivering key services throughout this period.

For the period April 2020 to early March 2021 the Council's governance, risk management, internal controls and financial management arrangements were unaffected by the emerging pandemic although the Council was working with partners on the developing situation.

Throughout the emergency, the Council has acted in strict accordance with the Government's guidance, ensuring all those who represent the Council have led by example at all times. The Council has identified and engaged with all stakeholders through robust emergency and business continuity planning arrangements, partnership working and flexible communication methods.

The Council has played an active role in establishing clear objectives and outcomes in relation to the local and wider emergency response and recovery from the emergency. The Council has championed the importance of good governance through its strategic and tactical participants, identifying future challenges to the governance and control environment and the actions necessary to ensure communities are supported and helped to thrive.

The Council remains committed to ensuring adequate resources are provided to address the challenges, issues and opportunities that COVID-19 presents. It has been able to identify and seize the opportunities that arose by embracing new ways of working and delivering services to ensure good governance, decision making and transparency whilst maintaining critical services and supporting our partners across the whole of the public sector community.

The pandemic has however had a significant impact on the financial outturn for 2020/21. The Council experienced significant losses across many of its largest income streams and whilst some of this has been offset by Central Government Grant, the impact has been very real. The largest impact has been on the Councils' Collection Fund where at this stage it is still too early to quantify the total impact of COVID-19 with the real implications falling into 2021/22. Again the Government has issued funding to mitigate some of the impact, but the Council will face significant financial pressures in the immediate future. The Council will continue to revise its Medium Term Financial Strategy (MTFS) to reflect the impact of the pandemic and any changes to strategic objectives as a result.

During the year the Council has been heavily involved with the distribution of grants to both individuals and businesses. These are included within the statements where the Council is acting as principal and has true control over the award. Where the Council is simply acting as an agent on behalf of the Government - these haven't been included within the statements. Below is a table summarising all grant payments made during 2020/21.

Total amount of Business Grants (Covid-19) paid as at 31st March 2021	
Grant Scheme	Amount Paid
Local Restriction Support Grant CA	4,074,828.00
Local Restriction Support Grant Closed	341,430.00
Local Restriction Support Grant Open*	33,616.00
Christmas Support Payment	49,000.00
Closed Business Lockdown Payment	2,898,000.00
Additional Restriction Grant*	2,726,057.00
Discretionary Grant Scheme*	1,035,000.00
Small Business Grant Fund	14,630,000.00
Retail Hospitality & Leisure	5,595,000.00
Total Business Grants	31,382,931.00
Test & Trace Support Payments Mandatory	52,000.00
Test & Trace Support Payments Discretionary*	64,000.00
Winter Support Grant*	13,500.00
Total Grants to Individuals	129,500.00
Total Grants	31,512,431.00

*acting as principal

1. Narrative Report

3. Review of the year

The Comprehensive Income and Expenditure Statement on page 16 sets out the cost of services that the Council provides as per the Council's corporate priorities. You can also find the Expenditure and Funding Analysis Statement on page 41. This analysis demonstrates how the funding available to the Council for the year 2020/21 (i.e. Government grants, rents, Council Tax and Business Rates) has been used to provide services in comparison with those resources consumed or earned under Generally Accepted Accounting Practice (GAAP).

Financial Context of the Council

North Kesteven District Council manages cashflows and assets including:

- Collecting £18.269 million of Business Rates keeping a proportion;
- Collecting £69.876 million Council Tax each year only keeping a small proportion.
- Managing a £201.529 million portfolio of land, buildings and other assets.
- Spending approximately £46.947 million each year on Council services.
- Accounting for £43.500 million per annum of fees, charges, rents, and grant funding which are used to help deliver services and keep council tax down.
- Proactively investing cash and investment balances totaling over £51.199 million.



1. Narrative Report

The General Fund covers all net spending by the Council on services other than those accounted for in the Housing Revenue Account. General Fund services are paid for from Government grants, contributions from Business Rates and Council Tax.

The table below provides a summary of the final outturn position for the General Fund for the year ending with a deficit of £161,355 after identified carry forwards.

General Fund	Actual	Approved Budget	Variance
	£'000	£'000	£'000
Our Council	4,785	4,457	328
Our Communities	3,514	4,431	(917)
Our Economy	836	881	(45)
Our Environment	620	730	(110)
Our Homes	856	1,347	(491)
Net Cost of Service	10,611	11,846	(1,235)
Drainage rates	564	566	(2)
Financing and Investment Inc & Exp	3,471	177	3,294
Transfer to / (from) reserves and balances	7,840	3,548	4,292
Total Council Expenditure	22,486	16,137	6,349
Payments to parish councils	3,404	3,404	-
Footway lighting	167	167	-
Total Spending Requirement	26,057	19,708	6,349
Funding:			
Council Tax	(9,967)	(9,967)	-
Non Domestic Rates	(5,618)	(5,452)	(166)
Government Grants	(9,904)	(3,882)	(6,022)
Surplus / deficit on Collection Fund	(407)	(407)	-
Total District Council Financing	(25,896)	(19,708)	(6,188)
(Surplus) / Deficit for year	161	-	161

The Housing Revenue Account (HRA) has to be maintained as a separate account and contains all the expenditure and income relating to the Council's function of managing and maintaining Council owned dwellings as a social landlord.

The table below provides a summary of the final outturn position for the Housing Revenue Account for the year ending with a surplus of £1,091,128 after identified carry forwards.

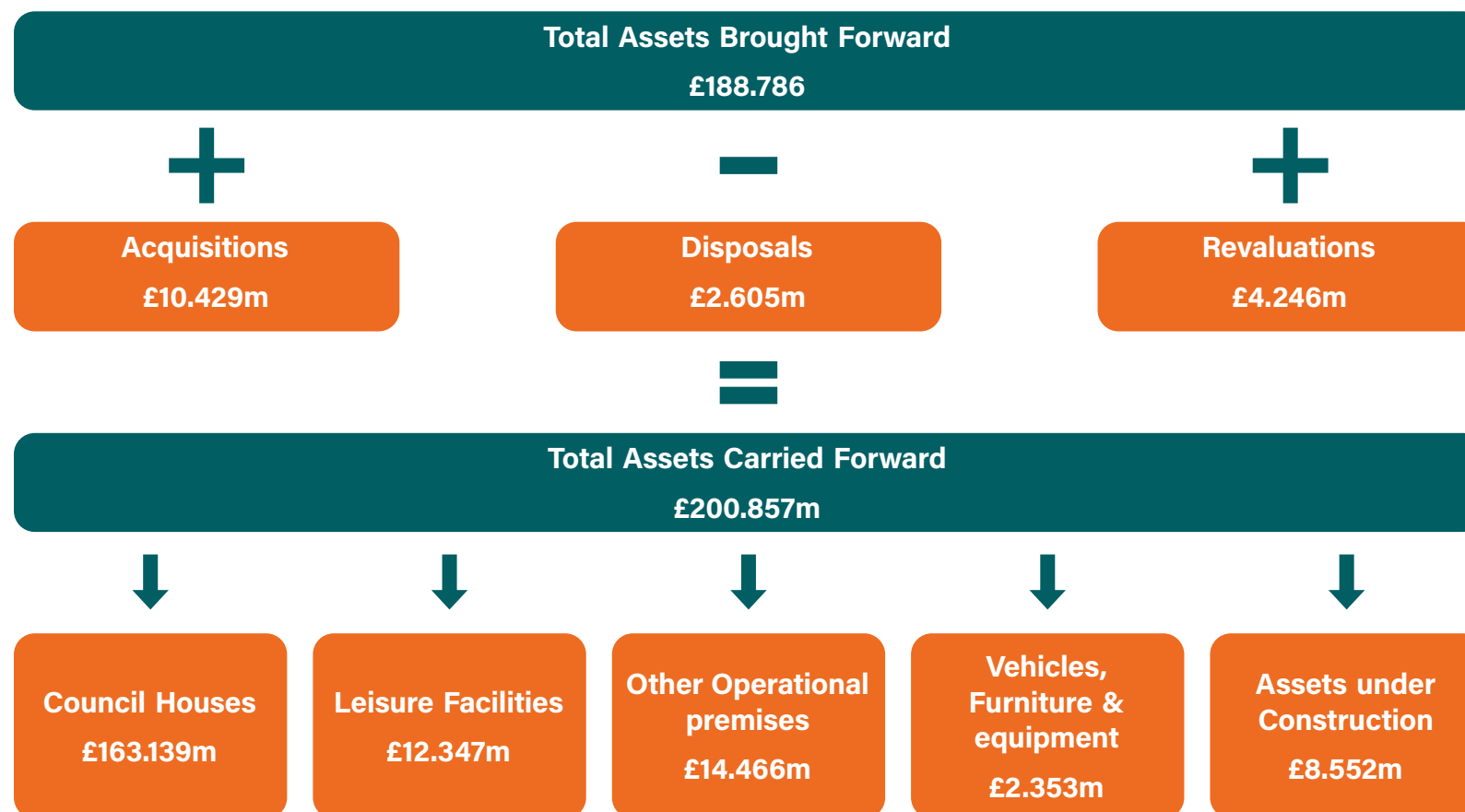
Housing Revenue Account	Actual	Approved Budget	Variance
	£'000	£'000	£'000
Repairs and maintenance	3,330	3,976	(646)
Supervision and management	3,230	3,497	(267)
Group Dwellings	123	206	(83)
Housing and Property Services	-	(2)	2
General Community Facilities	60	59	1
Communal Areas	35	53	(18)
Maintenance of Open Spaces	161	212	(51)
Rents Rates Taxes Other Charges	280	239	41
Community Engagement	110	139	(29)
Money Advice	32	36	(4)
Debt Management Expenses	22	31	(9)
Rental Income	(15,330)	(15,293)	(37)
Other Income	(52)	(6)	(46)
Service Charge Income	2	(5)	7
Net Cost of Service	(7,997)	(6,858)	(1,139)
Financing and Investment Inc & Exp	1,900	2,163	(263)
Transfer to / (from) reserves and balances	5,006	4,695	311
(Surplus) / Deficit in Year on Services	(1,091)	-	(1,091)

1. Narrative Report

Capital Expenditure

The Council's capital expenditure on the provision of new or enhanced assets is largely met from reserves and borrowing but also to a lesser degree from government grants and contributions from third parties.

Capital expenditure for the financial year amounted to £14.706 million including loans to the Council's housing company and REFCUS spend. This leaves £10.429 million in fixed asset transactions summarised as follows:



The Council's Capital Programme has supported continued investment in the Housing stock (both new build and enhancement), seen completion of the new Refuse Depot and seven income generating industrial workshops at Metherringham and loan financing to Lafford Homes Ltd, the Council's wholly owned housing company.

1. Narrative Report

4. Risks

The Council's Risk Management Strategy supports a culture of proactive risk identification and well measured risk taking throughout activities at a strategic, operational and project level. Below is a table detailing the key themes for the strategic risks:

Risk	Risk Appetite-Mitigating Actions	Risk Rating
Ineffective response to demographic change	Opportunistic. Taking a collaborative approach to recognise and drive the opportunities that lead to the development of economic and business sustainability and improvement	Low
ICT not effective	Creative and Aware. Creative and open to considering all potential delivery options, with well measured risk taking whilst being aware of the impact of key decisions	Low
Ineffective delivery of key investment programmes	Creative and Aware. Creative and open to considering all potential delivery options, with well measured risk taking whilst being aware of the impact of key decisions	Low
A workforce that is highly skilled and motivated is not maintained	Opportunistic. Taking a collaborative approach to recognise and drive the opportunities that lead to the development of economic and business sustainability and improvement	Low
Increasing or unknown financial pressure	Opportunistic. Taking a collaborative approach to recognise and drive the opportunities that lead to the development of economic and business sustainability and improvement	Medium
Failing to identify and respond to legislative or policy change	Cautious. Willing to accept some risk but prefer safer options, minimising risk exposure with tight corporate controls over change	Low
Failure to respond to the risk associated with the plans for the UK to leave the European Union (Brexit)	Creative and Aware. Creative and open to considering all potential delivery options, with well measured risk taking whilst being aware of the impact of key decisions	Medium

Annual Governance Statement (AGS) available as a separate document- This is the formal statement that recognises, records and publishes the Council's governance arrangements. It identifies the systems that the authority has in place to ensure that business is conducted in accordance with the law and proper standards, and that public money is safeguarded. This statement is not part of the Statement of Accounts, but is required to be included alongside it, and as such is not directly covered by the Section 151 Officer's certification or the independent auditor's report.

5. Performance



95.62% of new homes reaching an Energy Performance Certificate level A-B



2,992 new homes built in the district over the last 5 years



251,330 visitors utilising Countryside NK's Stepping Out network



16,156sqm of floor space developed for the delivery of jobs



78% of residents feel the Council provides good quality services



Council Tax collection rate of **98%**



Band D Council Tax of **£169.65**



Delivery of **104** affordable homes



A capital programme totalling **£231m** over 10 years



Planning applications in 2020/21 reaching **2,340**

5. The Accounts

The following Statement of Accounts consist of:-

- Statement of Responsibilities – This details the responsibilities of the Council and the Chief Financial Officer in respect of the Statement of Accounts.
- Comprehensive Income and Expenditure Statement – This statement consolidates all the gains and losses experienced by the Council during the financial year. As the Council does not have any equity in its Balance Sheet, these gains and losses should reconcile to the overall movement in net worth.
- Movement in Reserves Statement - This is a summary of the changes that have taken place in the bottom half of the Council's Balance Sheet over the financial year.
- Balance Sheet – This statement summarises the financial position at 31 March each year. In its top half it contains the assets and liabilities that it holds or has accrued with the disposition of the Council's net worth, falling into either Usable or Unusable Reserves.
- Cash Flow Statement – This statement summarises the flows of cash that have taken place into and out of the Council's bank accounts over the financial year.
- Notes to the Financial Statements – The notes are fundamentally important in presenting a true and fair view of the financial statements. They:-
 - » Present information about the basis of preparation of the other parties. As the Council does not have any equity, the bottom half is comprised of reserves that show financial statements and specific accounting policies used;
 - » Disclose information required by the CIPFA Code of Practice on Local Authority Accounting in the UK (the Code) that is not presented elsewhere in the financial statements; and
 - » Provide information that is not provided elsewhere in the financial statements, but is relevant to an understanding of any item.

The supplementary statements for the Council comprise of:-

- Housing Revenue Account – This statement provides a record of revenue expenditure and income relating to the Council's housing stock. Its primary purpose is to ensure that expenditure on managing tenancies and maintaining dwellings is balanced by rents charged to tenants. Consequently, the HRA is a statutory account, ring fenced from the rest of the General Fund, so rents cannot be subsidised from Council Tax (or vice versa).
- Movement on the HRA Statement – this statement takes the outturn on the HRA Income and Expenditure Statement and reconciles it to the surplus or deficit for the year on the HRA working balance, calculated in accordance with the requirements of the Local Government and Housing Act 1989.
- Collection Fund – The account reflects the statutory requirement for billing authorities to establish and maintain a separate fund for the collection and distribution of amounts due in respect of council tax and national non-domestic rates (NNDR).
- Group Accounts – Lafford Homes Ltd – This is a summary of the transactions relating to the wholly owned subsidiary Lafford Homes Ltd.

Statement of Responsibilities

The Council's Responsibilities

The Council is required to:

- Make arrangements for the proper administration of its financial affairs and to secure that one of its officers has the responsibility for the administration of those affairs. In this Council, that officer is the Director of Resources
- Manage its affairs to secure economic, efficient and effective use of resources and safeguard its assets.
- Approve the Statement of Accounts

Approval of the Accounts

The Statement of Accounts for the year 1 April 2020 to 31 March 2021 has been prepared and I confirm that these accounts were approved by Audit Committee at the meeting held on 25th October 2021.



Cllr Mrs S Waring
Chairman of the Audit Committee
25 October 2021

Chief Finance Officer's Responsibilities

The Director of Resources is responsible for the preparation of the Council's Statement of Accounts in accordance with proper practices as set out in the CIPFA/LASAAC Code of Practice on Local Council Accounting in the United Kingdom (the Code).

In preparing this Statement of Accounts, the Director of Resources has:

- Selected suitable accounting policies and then applied them consistently.
- Made judgements and estimates that were reasonable and prudent.
- Complied with the local Council Code.

The Director of Resources has also:

- Kept proper accounting records which were up to date.
- Taken reasonable steps for the prevention and detection of fraud and other irregularities.

Director of Resources Certification

I certify that the Statement of Accounts presents a true and fair view of the financial position of the Council at the accounting date and its income and expenditure for the year ended 31 March 2021.



Russell Stone
Director of Resources
25 October 2021

2. Core Statements

Comprehensive Income and Expenditure Statement

This statement shows the accounting cost in the year of providing services in accordance with generally accepted accounting practices, rather than the amount to be funded from taxation. Councils raise taxation (and rents) to cover expenditure in accordance with statutory requirement; this may be different from the accounting cost. The taxation position is shown in both the Expenditure and Funding Analysis and the Movement in Reserves Statement.

Gross Expenditure	2019/20		Description	Notes	2020/21		
	Gross Income	Net Expenditure			Gross Expenditure	Gross Income	Net Expenditure
£'000	£'000	£'000			£'000	£'000	£'000
9,864	(2,418)	7,446	Our Council		9,923	(2,074)	7,849
24,347	(19,138)	5,209	Our Communities		23,390	(18,547)	4,843
1,692	(1,167)	525	Our Economy		5,624	(4,528)	1,096
470	(27)	443	Our Environment		501	(89)	412
3,270	(2,611)	659	Our Homes		3,193	(2,599)	594
12,584	(15,670)	(3,086)	HRA		4,316	(15,663)	(11,347)
52,227	(41,031)	11,196	Cost of Services		46,947	(43,500)	3,447
896	(1,376)	(480)	(Gains) / losses on non current asset disposal		514	(721)	(207)
3,190	-	3,190	Parish council precepts		3,404	-	3,404
162	-	162	Street lighting special expense		167	-	167
522	-	522	Internal drainage board precepts	26	564	-	564
402	-	402	Contribution of housing capital receipts to government pool		402	-	402
5,172	(1,376)	3,796	Other Operating Expenditure		5,051	(721)	4,330
345	(92)	253	Movement in assets held at FVPL	13.2	27	(955)	(928)
2,716	-	2,716	Interest payable and similar charges		2,203	-	2,203
-	(733)	(733)	Interest and investment income	13.2	-	(816)	(816)
2,612	(1,561)	1,051	Net interest on the defined benefit liability (asset)	30.2	2,193	(1,354)	839
5,673	(2,386)	3,287	Financing and Investment Income and Expenditure		4,423	(3,125)	1,298
-	(9,507)	(9,507)	Demand on the Collection Fund		-	(9,974)	(9,974)
7,573	(12,803)	(5,230)	Redistributed business rates		6,717	(7,577)	(860)
-	(1,457)	(1,457)	Section 31 grants	25	-	(5,562)	(5,562)
-	(2,277)	(2,277)	General government grants		-	(4,351)	(4,351)
-	(360)	(360)	Capital grants and other contributions		-	(1,677)	(1,677)
7,573	(26,404)	(18,831)	Taxation and Non Specific Grant Income and Expenditure		6,717	(29,141)	(22,424)
70,645	(71,197)	(552)	(Surplus) / Deficit on the Provision of Services		63,138	(76,487)	(13,349)
46	(810)	(764)	(Surplus) / Deficit on revaluation of non current assets		331	(1,343)	(1,012)
8,092	(16,044)	(7,952)	Actuarial (gains) / losses on pension assets / liabilities	30.2	26,990	(15,651)	11,339
8,138	(16,854)	(8,716)	Other Comprehensive Income and Expenditure		27,321	(16,994)	10,327
78,783	(88,051)	(9,268)	Total Comprehensive Income and Expenditure		90,459	(93,481)	(3,022)

2. Core Statements

Movement in Reserves Statement

The Movement in Reserves Statement shows the movement from the start of the year to the end on the different reserves held by the authority, analysed into 'usable reserves' (i.e. those that can be applied to fund expenditure or reduce local taxation) and other 'unusable reserves'. The statement shows how the movements in year of the authority's reserves are broken down between gains and losses incurred in accordance with generally accepted accounting practices and the statutory adjustments required to return to the amounts chargeable to council tax (or rents) for the year. The Net Increase/Decrease line shows the statutory General Fund balance and Housing Revenue Account balance movements in the year following those adjustments.

	General Fund Balance	Housing Revenue Account	Capital Receipts Reserve	Major Repairs Reserve	Capital Grants Unapplied	Total Usable Reserves	Unusable Reserves	Total Authority Reserves
Current Year	£'000	£'000	£'000	£'000	£'000	£'000	£'000	£'000
Balance at 31 March 2020	(17,075)	(799)	(1,669)	(10,095)	(720)	(30,358)	(77,764)	(108,122)
Movement in reserves during 2020/21								
Total Comprehensive Income and Expenditure	(3,647)	(9,702)	-	-	-	(13,349)	10,327	(3,022)
Adjustments between accounting basis & funding basis under regulations (Note 9)	(4,031)	9,440	500	899	(794)	6,014	(6,014)	-
Increase or Decrease in 2020/21	(7,678)	(262)	500	899	(794)	(7,335)	4,313	(3,022)
Balance at 31 March 2021 carried forward	(24,753)	(1,061)	(1,169)	(9,196)	(1,514)	(37,693)	(73,451)	(111,144)
Comparative Year								
Balance at 31 March 2019	(13,578)	(957)	(1,266)	(6,866)	(723)	(23,390)	(75,464)	(98,855)
Movement in reserves during 2019/20								
Total Comprehensive Income and Expenditure	(383)	(169)	-	-	-	(552)	(8,716)	(9,267)
Adjustments between accounting basis & funding basis under regulations (Note 9)	(3,114)	327	(403)	(3,229)	3	(6,416)	6,416	-
Increase or Decrease in 2019/20	(3,498)	158	(403)	(3,229)	3	(6,969)	(2,298)	(9,267)
Balance at 31 March 2020 carried forward	(17,075)	(799)	(1,669)	(10,095)	(720)	(30,358)	(77,764)	(108,122)

2. Core Statements

Balance Sheet

The Balance Sheet shows the value as at the Balance Sheet date of the assets and liabilities recognised by the authority. The net assets of the authority (assets less liabilities) are matched by the reserves held by the authority. Reserves are reported in two categories.

The first category of reserves are usable reserves, i.e. those reserves that the authority may use to provide services, subject to the need to maintain a prudent level of reserves and any statutory limitations on their use (for example the Capital Receipts Reserve that may only be used to fund capital expenditure or repay debt). The second category of reserves is those that the authority is not able to use to provide services. This category of reserves includes reserves that hold unrealised gains and losses (for example the Revaluation Reserve), where amounts would only become available to provide services if the assets are sold; and reserves that hold timing differences shown in the Movement in Reserves Statement line 'Adjustments between accounting basis and funding basis under regulations.'

2019/20	Description	Notes	2020/21
£'000			£'000
	Non Current Assets		
188,786	Property, Plant and Equipment	11	200,857
622	Heritage assets		672
189,408	Total Non Current Assets		201,529
15,180	Non property investments	13	30,335
9	Long term debtors	13	7
204,597	Total Long Term Assets		231,871
	Current Assets		
347	Assets held for sale	12	347
25,751	Short term investments		19,790
73	Inventories		81
5,100	Short term debtors	14	11,813
5,009	Cash and cash equivalents	15	1,074
36,280	Total Current Assets		33,105
240,877	Total Assets		264,976
	Current Liabilities		
(2,378)	Short term borrowing	13	(2,376)
(10,414)	Short term creditors	16	(18,357)
(3)	Short term developers' contributions (s106)	25	(4)
(314)	Provisions	17	(890)
(13,109)	Total Current Liabilities		(21,627)
(78,192)	Long term borrowing	13	(76,106)
(3,050)	Developers' contributions (s106)	25	(4,667)
(638)	Deferred liabilities		(554)
(37,766)	Net pension liability	30.3	(50,877)
(119,646)	Total Long Term Liabilities		(132,204)
(132,755)	Total Liabilities		(153,831)
108,122	Net Assets		111,145
	Financed by:		
30,358	Usable Reserves	MIRS	37,694
77,764	Unusable Reserves	18	73,451
108,122	Total Reserves		111,145

2. Core Statements

Cashflow

The Cash Flow Statement shows the changes in cash and cash equivalents of the authority during the reporting period. The statement shows how the authority generates and uses cash and cash equivalents by classifying cash flows as operating, investing and financing activities. The amount of net cash flows arising from operating activities is a key indicator of the extent to which the operations of the authority are funded by way of taxation and grant income or from the recipients of services provided by the authority. Investing activities represent the extent to which cash outflows have been made for resources which are intended to contribute to the authority's future service delivery. Cash flows arising from financing activities are useful in predicting claims on future cash flows by providers of capital (i.e. borrowing) to the authority

2019/20	Description	Notes	2020/21
£'000			£'000
552	Net surplus or (deficit) on the provision of services		13,349
13,228	Adjustment to net surplus or deficit on the provision of services for non cash movements		5,698
(2,521)	Adjustments for items included in the net surplus or deficit on the provision of services that are investing and financing activities		(3,374)
11,259	Net Cash Flow from Operating Activities	Note 19	15,673
(22,871)	Net Cash Flow from Investing Activities	Note 20	(14,893)
5,293	Net Cash Flow from Financing Activities	Note 21	(4,714)
(6,319)	Net increase or (decrease) in Cash and Cash Equivalents		(3,934)
11,328	Cash and cash equivalents at the beginning of the reporting period		5,009
5,009	Cash and cash equivalents at the end of the reporting period	Note 21	1,074

INDEX

Note 1	Accounting Policies	.23
Note 2	Accounting Standards that have been issued but not yet adopted	.39
Note 3	Critical Judgements in Applying Accounting Policies	.40
Note 4	Assumptions made about the future and other major sources of Estimation Uncertainty	.41
Note 5	Material Items of Income and Expenditure	.42
Note 6	Events after the Balance Sheet date	.42
Note 7	Expenditure and Funding Analysis	.43
Note 8	Expenditure and Income Analysis by Nature	.47
Note 9	MIRS	.48
Note 10	Earmarked Reserves	.51
Note 11	Property, Plant and Equipment	.52
Note 12	Assets Held for Sale	.57
Note 13	Financial Instruments	.58
Note 14	Debtors	.65
Note 15	Cash and Cash Equivalents	.66
Note 16	Creditors	.66
Note 17	Provisions	.67
Note 18	Unusable Reserves	.68
Note 19	Cashflow Operating Activities	.72
Note 20	Cashflow Investing Activities	.73
Note 21	Cashflow Financing Activities	.74
Note 22	Members Allowances	.75
Note 23	Officers Remuneration	.76
Note 24	External Audit Costs	.78
Note 25	Grant Income	.79
Note 26	Related Party Transactions	.80
Note 27	Capital Financing Requirement	.81
Note 28	Council as lessee	.82
Note 29	Termination Benefits	.83
Note 30	Defined Benefit Pension Schemes	.84
Note 31	Contingent Liabilities	.89
Note 32	Contingent Assets	.89
Note 33	Nature and Extent of Risks Arising from Financial instruments	.90

Accounting Policies

1.1 General Principles

The Statement of Accounts summarises the Council's transactions for the 2020/21 financial year and its position at the year-end of 31 March 2021. The Council is required to prepare an annual Statement of Accounts by the Accounts and Audit Regulations 2015, which require them to be prepared in accordance with proper accounting practices. These practices under section 21 of the Local Government Act 2003 Act primarily comprise the Code of Practice on Local Authority Accounting in the United Kingdom 2020/21 (the Code), supported by International Financial Reporting Standards (IFRS).

The accounting convention adopted in the Statement of Accounts is principally historic cost, modified by the revaluation of certain categories of non-current assets and financial instruments.

1.2 Accruals of Income and Expenditure

The revenue accounts of the Council are maintained on an accruals basis meaning that activity is accounted for in the year that it takes place, not simply when cash payments are made or received. In particular:

- Revenue from the sale of assets is recognised when the Council transfers the significant risks and rewards of ownership to the purchaser and it is probable that economic benefits or service potential associated with the transaction will flow to the Council.
- Revenue from contracts with service recipients, whether for services or the provision of goods, is recognised when (or as) the goods or services are transferred to the service recipient in accordance with the performance obligations of the contract.
- Supplies are recorded as expenditure when they are consumed – where there is a gap between the date supplies are received and their consumption, they are carried as inventories on the Balance Sheet.
- Expenses in relation to services received (including services provided by employees) are recorded as expenditure when the services are received rather than when payments are made.
- Interest receivable on investments and payable on borrowings is accounted for respectively as income and expenditure on the basis of the effective interest rate for the relevant financial instrument rather than the cash flows fixed or determined by the contract.
- Where revenue and expenditure have been recognised but cash has not been received or paid, a debtor or creditor for the relevant amount is recorded in the Balance Sheet. Where debts may not be settled, the balance of debtors is written down and a charge made to revenue for the income that might not be collected.



1.3 Cash and Cash Equivalents

Cash is represented by cash in hand and deposits with financial institutions repayable without penalty on notice of not more than 24 hours. Cash equivalents are highly liquid investments that mature within three months or less from the date of acquisition and that are readily convertible to known amounts of cash with insignificant risk of change in value.

In the Cash Flow Statement, cash and cash equivalents are shown net of bank overdrafts that are repayable on demand and form an integral part of the Council's cash management.

1.4 Prior Period Adjustments, Changes in Accounting Policies and Estimates and Errors

Prior period adjustments may arise as a result of a change in accounting policies or to correct a material error. Changes in accounting estimates are accounted for prospectively i.e. in the current and future years affected by the change and do not give rise to a prior period adjustment.

Changes in accounting policies are only made when required by proper accounting practices or the change provides more reliable or relevant information about the effect of transactions, other events and conditions on the Council's financial position or financial performance. Where a change is made, it is applied retrospectively (unless stated otherwise) by adjusting opening balances and comparative amounts for the prior period as if the new policy had always been applied.

Material errors discovered in prior period figures are corrected retrospectively by amending opening balances and comparative amounts for the prior period.



1.5 Charges to Revenue for Non-Current Assets

Service revenue accounts, central support services and trading accounts are charged with the following amounts to reflect the cost of holding non-current assets during the year:

- depreciation attributable to the assets used by the service
- revaluation and impairment losses on assets used by the service where there are no accumulated gains in the Revaluation Reserve against which losses can be written off
- amortisation of intangible fixed assets used by the service.

The Council is not required to raise council tax to fund depreciation, revaluation and impairment losses or amortisation. However, it is required to make an annual contribution from revenue towards the reduction in its overall borrowing requirement equal to an amount calculated on a prudent basis determined by the Council in accordance with statutory guidance. This is referred to as the

Minimum Revenue Provision (MRP) and Voluntary Revenue Provision (VRP). The Council's policy on MRP is:

- For capital expenditure incurred before 1 April 2009, or which from 1 April 2009 is supported borrowing, the MRP is based on 4% of the opening capital financing requirement (with adjustments allowed for in DCLG Regulations).
- For all unsupported borrowing from 1 April 2009, the MRP is based on the estimated life of the asset which the borrowing has been used to fund.
- VRP will be charged if considered prudent for individual asset financing.

Depreciation, revaluation and impairment losses and amortisation are replaced by the MRP and VRP, by way of an adjusting transaction between the Capital Adjustment Account and the General Fund Balance in the Movement in Reserves Statement, for the differences between the two.



1.6 Council Tax and Non-Domestic Rates

Billing authorities act as agents, collecting council tax and non-domestic rates (NDR) on behalf of the major preceptors (including government for NDR) and, as principals, collecting council tax and NDR for themselves. Billing authorities are required by statute to maintain a separate fund (ie the Collection Fund) for the collection and distribution of amounts due in respect of council tax and NDR. Under the legislative framework for the Collection Fund, billing authorities, major preceptors and central government share proportionately the risks and rewards that the amount of council tax and NDR collected could be less or more than predicted.

Accounting for Council Tax and NDR

The council tax and NDR income included in the Comprehensive Income and Expenditure Statement is the Council's share of accrued income for the year. However, regulations determine the amount of council tax and NDR that must be included in the Council's General Fund. Therefore, the difference between the income included in the Comprehensive Income and Expenditure Statement and the amount required by regulation to be credited to the General Fund is taken to the Collection Fund Adjustment Account and included as a reconciling item in the Movement in Reserves Statement.

The Balance Sheet includes the Council's share of the end of year balances in respect of council tax and NDR relating to arrears, impairment allowances for doubtful debts, overpayments and prepayments and appeals.

Where debtor balances for the above are identified as impaired because of a likelihood arising from a past event that payment due under the statutory arrangements will not be made, the asset is written down and a charge made. The impairment loss is measured as the difference between the carrying amount and the revised future cash flows.

1.7 Employee Benefits

Benefits payable during employment

Short-term employee benefits are those due to be settled wholly within 12 months of the year-end. They include such benefits as wages and salaries, paid annual leave and paid sick leave, bonuses and non-monetary benefits (e.g. cars) for current employees and are recognised as an expense for services in the year in which employees render service to the Council. An accrual is made for the cost of holiday entitlements or time off in lieu, earned by employees but not taken before the year-end, which employees can carry forward into the next financial year. The accrual is made at the wage and salary rates applicable in the following accounting year, being the period in which employee take the benefit. The accrual is charged to Surplus or Deficit on the Provision of Services, but then reversed out through the Movement in Reserves Statement so that holiday entitlements are charged to revenue in the financial year in which the holiday absence occurs.

Termination benefits

Termination benefits are amounts payable as a result of a decision by the Council to terminate an officer's employment before the normal retirement date or an officer's decision to accept voluntary redundancy in exchange for those benefits and are charged on an accruals basis to the appropriate service segment or, where

applicable, to a corporate service segment at the earlier of when the Council can no longer withdraw the offer of those benefits or when the Council recognises costs for a restructuring. Where termination benefits involve the enhancement of pensions, statutory provisions require the General Fund Balance to be charged with the amount payable by the Council to the pension fund or pensioner in the year, not the amount calculated according to the relevant accounting standards. In the Movement in Reserves Statement, appropriations are required to and from the Pensions Reserve to remove the notional debits and credits for pension enhancement termination benefits and replace them with debits for the cash paid to the pension fund and pensioners and any such amounts payable but unpaid at the year-end.

Post Employment Benefits

Employees of the Council are members of the Local Government Pension Scheme, administered by Lincolnshire County Council. This scheme provides defined benefits to members (retirement lump sums and pensions), earned as employees worked for the Council.

The Local Government Pension Scheme

The Local Government Scheme is accounted for as a defined benefits scheme:

- The liabilities of the Lincolnshire County Council pension fund attributable to the Council are included in the Balance Sheet on an actuarial basis using the projected unit method – i.e. an assessment of the future payments that will be made in relation to retirement benefits earned to date by employees, based on assumptions about mortality rates, employee turnover rates, etc, and projections of projected earnings for current employees.
- Liabilities are measured using the projected unit method and discounted at the balance sheet date rate of return on high quality corporate bonds of equivalent term to the liabilities. A high quality corporate bond is defined as one that "has been rated at the level of AA or equivalent status".
- The assets of the Lincolnshire County Council pension fund attributable to the Council are included in the Balance Sheet at their fair value:
 - Quoted securities – current bid price
 - Unquoted securities – professional estimate
 - Unlisted securities – current bid price
 - Property – market value.

The change in the net pensions liability is analysed into the following components:

Service cost comprising:

- Current service cost – the increase in liabilities as a result of years of service earned this year – allocated in the Comprehensive Income and



Expenditure Statement to the services for which the employees worked

- Past service cost – the increase in liabilities as a result of a scheme amendment or curtailment whose effect relates to years of service earned in earlier years – debited to the Surplus or Deficit on the Provision of Services in the Comprehensive Income and Expenditure Statement.
- Net interest on the net defined benefit liability (asset), i.e. net interest expense for the Council – the change during the period in the net defined benefit liability (asset) that arises from the passage of time charged to the Financing and Investment Income and Expenditure line of the Comprehensive Income and Expenditure statement – this is calculated by applying the discount rate used to measure the defined benefit obligation at the beginning of the period to the net defined benefit liability (asset) at the beginning of the period – taking into account any changes in the net defined benefit liability (assets) during the period as a result of contribution and benefit payments.

Remeasurements comprising:

- The return on plan assets – excluding amounts included in net interest on the net defined benefit liability (asset) – charged to the Pension Reserve as Other

Comprehensive Income and Expenditure

- Actuarial gains and losses – changes in the net pensions liability that arise because events have not coincided with assumptions made at the last actuarial valuation or because and the actuaries have updated their assumptions – charged to the Pensions Reserve as Other Comprehensive Income and Expenditure
- Contributions paid to the Lincolnshire County Council pension fund – cash paid as employer's contributions to the pension fund in settlement of liabilities; not accounted for as an expense.

In relation to retirement benefits, statutory provisions require the General Fund balance to be charged with the amount payable by the Council to the pension fund or directly to pensioners in the year, not the amount calculated according to the relevant accounting standards. In the Movement in Reserves Statement, this means that there are transfers to and from the Pensions Reserve to remove the notional debits and credits for retirement benefits and replace them with debits for the cash paid to the pension fund and pensioners and any such amounts payable but unpaid at the year-end. The negative balance that arises on the Pension Reserve thereby measures the beneficial impact to the General Fund of

being required to account for retirement benefits on the basis of cash flows rather than as benefits are earned by employees.

Discretionary Benefits

The Council also has restricted powers to make discretionary awards of retirement benefits in the event of early retirements. Any liabilities estimated to arise as a result of an award to any member of staff are accrued in the year of the decision to make the award and accounted for using the same policies as are applied to the Local Government Pension Scheme.

1.8 Events after the Reporting Period

Events after the Reporting Period are those events, both favourable and unfavourable, that occur between the end of reporting period and the date when the Statement of Accounts is authorised for issue. Two types of events can be identified:

- those that provide evidence of conditions that existed at the end of the reporting period – the Statement of Accounts is adjusted to reflect such events
- those that are indicative of conditions that arose after the reporting period – the Statement of Accounts is not adjusted to reflect such events, but where category of events would have a material effect, disclosure is made in the notes of the nature of the events and their estimated financial effect.

Events taking place after the date of authorisation for issue are not reflected in the Statement of Accounts.



1.9 Financial Instruments

Financial Liabilities

Financial liabilities are recognised on the Balance Sheet when the Council becomes a party to the contractual provisions of a financial instrument. They are initially measured at fair value and carried at their amortised cost. Annual charges for interest payable are shown in the Financing and Investment Income and Expenditure line in the Comprehensive Income and Expenditure Statement, and are based on the carrying amount of the liability, multiplied by the effective rate of interest for the instrument. The effective interest rate is the rate that exactly discounts estimated future cash payments over the life of the instrument to the amount at which it was originally recognised.

For most of the borrowings that the Council has, this means that the amount presented in the Balance Sheet is the outstanding principal repayable, with accrued interest due within one year shown under short term borrowings; and interest charged to the Comprehensive Income and Expenditure Statement is the amount payable for the year according to the loan agreement.

Financial Assets

Financial assets are classified based on a classification and measurement approach that reflects the business model for holding the financial assets

and their cashflow characteristics. There are three main classes of financial assets measured at:

- amortised cost
- fair value through profit or loss (FVPL), and
- fair value through other comprehensive income

The authority's business model is to hold investments to collect contractual cash flows. Financial assets are therefore classified as amortised cost, except for those whose contractual payments are not solely payment of principal and interest (ie where the cash flows do not take the form of a basic debt instrument).

Financial Assets Measured at Amortised Cost

Financial assets measured at amortised cost are recognised on the Balance Sheet when the Council becomes a party to the contractual provisions of a financial instrument and are initially measured at fair value. They are subsequently measured at their amortised cost. Annual credits to the Financing and Investment Income and Expenditure line in the Comprehensive Income and Expenditure Statement (CIES) for interest receivable are based on the carrying amount of the asset multiplied by the effective rate of interest for the instrument. For most of the financial assets held by the Council, this means that the amount

presented in the Balance Sheet is the outstanding principal receivable (plus accrued interest) and interest credited to the CIES is the amount receivable for the year in the loan agreement. Any gains and losses that arise on the derecognition of an asset are credited or debited to the Financing and Investment Income and Expenditure line in the CIES.

Expected Credit Loss Model

The Council recognises expected credit losses on all of its financial assets held at amortised cost, either on a 12-month or lifetime basis. The expected credit loss model also applies to lease receivables and contract assets. Only lifetime losses are recognised for trade receivables (debtors) held by the Council.

Impairment losses are calculated to reflect the expectation that the future cash flows might not take place because the borrower could default on their obligations. Credit risk plays a crucial part in assessing losses. Where risk has increased significantly since an instrument was initially recognised, losses are assessed on a lifetime basis. Where risk has not increased significantly or remains low, losses are assessed on the basis of 12-month expected losses.

The Council has a substantial amount of investments and employs treasury



3. Notes

management advisers in addition to full time professional staff. However, reasonable and verifiable information to support the measurement of lifetime losses on individual instruments is not available without undue cost or effort. Losses are mainly assessed for the portfolio on a collective basis.

The Council has grouped the loans into four groups for assessing loss allowances:

- Group 1 – Commercial investments in line with treasury management policy including counterparties that have external credit ratings of A or better. Loss allowances will be assessed on a group basis using the simplified approach of collective assessment.
- Group 2 – Loans to related parties such as the wholly owned Lafford Housing Company. Loss allowances for these loans are assessed on an individual basis and / or an individual borrower basis.
- Group 3 – CCLA pooled property investment funds. Loss allowance will be assessed on market value of the investment in the fund.
- Group 4 – Money Market funds. Loss allowance will be assessed on market value of the investment in the fund.

Financial Assets Measured at Fair Value through Profit of Loss

Financial assets that are measured at FVPL are recognised on the Balance Sheet when the Council becomes a party to the contractual provisions of a financial instrument and are initially measured and carried at fair value. Fair value gains and losses are recognised as they arrive in the Surplus or Deficit on the Provision of Services.

Fair value measurements of financial assets

Fair value of an asset is the price that would be received to sell an asset in an orderly transaction between market participants at the measurement date. The fair value measurements of the Council's financial assets are based on the following techniques:

- instruments with quoted market prices – the market price
- other instruments with fixed and determinable payments – discounted cash flow analysis.

The inputs to the measurement techniques are categorised in accordance with the following three levels:

- Level 1 inputs – quoted prices (unadjusted) in active markets for identical assets that the Council can access at the measurement date.
- Level 2 inputs – inputs other than quoted prices included within Level 1 that are observable for the asset, either directly or indirectly.
- Level 3 inputs – unobservable inputs for the asset.

Any gains and losses that arise on the derecognition of the asset are credited or debited to the Financing and Investment Income and Expenditure line in the Comprehensive Income and Expenditure Statement.



1.10 Heritage Assets

Heritage assets are held or maintained principally for their contribution to knowledge and culture. They are initially recognised at cost if this is available.

Heritage assets are recognised and measured (including the treatment of revaluation gains and losses) in accordance with the Council's accounting policies on property, plant and equipment. However, some of the measurement rules are relaxed in relation to heritage assets. The Council's collections of heritage assets are accounted for as follows.

The Cube, The Sail and Civic regalia are measured at historic cost or insurance valuation.

- Mrs Smith's Cottage is held at Current value (Existing Use Valuation - EUV).
- Cogglesford Mill is held at Fair Value Depreciated Replacement Cost (DRC).

If cost is not available, values are only included in the Balance Sheet where the cost of obtaining valuation is not disproportionate to the benefit derived, or insurance valuations. For most of the Council's heritage assets historic cost is used.

Heritage assets are depreciated over their useful life if this can be established. If an asset is considered to have an indefinite life, no depreciation is charged. Disposals, revaluation gains and losses and impairments of heritage assets are dealt with in accordance with the Council's policies relating to property, plant and equipment.

The cost of maintenance and repair of heritage assets is written off in the year incurred.

1.11 Government Grants and Contributions

Whether paid on account, by instalments or in arrears, government grants and the third party contributions and donations are recognised as due to the Council when there is reasonable assurance that:

- the Council will comply with the conditions attached to the payments and
- the grants or contributions will be received.

Amounts recognised as due to the Council are not credited to the Comprehensive Income and Expenditure Statement until conditions attached to the grant or contribution have been satisfied. Conditions are stipulations that specify that the future economic benefits or service potential embodied in the asset in the form of the grant or contribution are required to be consumed by the recipient as specified, or future economic benefits or service potential must be returned to the transferor.

Monies advanced as grants and contributions for which conditions have not been satisfied are carried in the Balance Sheet as creditors. When conditions are satisfied, the grant or contribution is credited to the relevant service line (attributable revenue grants and contributions) or Taxation and Non-Specific Grant Income (non ring-fenced revenue grants and all capital grants) in the Comprehensive Income and Expenditure Statement.

Where capital grants are credited to the Comprehensive Income and Expenditure Statement, they are reversed out of the General Fund Balance in the Movement in Reserves Statement. Where the grant has yet to be used to finance capital expenditure, it is posted to the Capital Grants Unapplied reserve. Where it has been applied, it is posted to the Capital Adjustment Account. Amounts in the Capital Grants Unapplied reserve are transferred to the Capital Adjustment Account once they have been applied to fund capital expenditure.

Community Infrastructure Levy

The Council has elected to charge a Community Infrastructure Levy (CIL). The levy will be charged on new builds (chargeable developments for the Council) with appropriate planning consent. The council collects the levy, which is a planning charge on behalf of the County and Parish Councils. The income from the levy will be used to fund a number of infrastructure projects to support the development of the area.

As a collecting authority, other than an element of the charge being credited to the Comprehensive Income and Expenditure Account for administration costs, the income does not belong to North Kesteven District Council and therefore will be held on the Balance Sheet until paid over to the relevant bodies.

New Homes Bonus Grant

New Homes Bonus Grant is a general grant allocated by central government directly to local authorities as additional revenue funding. New Homes Bonus is non-ring fenced and is credited to Taxation and Non-Specific Grant Income in the Comprehensive Income and Expenditure Statement.

3. Notes

1.12 Interests in Companies and Other Entities

The Council has material interests in companies and other entities that have the nature of subsidiaries, associates and joint ventures and require it to prepare group accounts. In the Council's own single-entity accounts, the interests in companies and other entities are recorded as financial assets at cost, less any provision for losses.

1.13 Inventories and Long Term Contracts

Stocks and stores held by the Council at the year-end are included in the accounts on the basis of cost price. No allowance is made for obsolescence and slow moving items. This approach does not materially affect the accounts for the year as the values held are extremely low.

Long-term contracts are accounted for on the basis of charging the surplus or deficit on the provision of services with the value of works and services received under the contract during the financial year.

1.14 Jointly Controlled Operations and Jointly Controlled Assets

Joint operations are arrangements where the parties that have joint control of the arrangement have rights to the assets and obligations for the liabilities relating to the arrangement. The activities undertaken by the authority in conjunction with other joint operators involve the use of the assets and resources of those joint operators. In relation to its interest in a joint operation, the authority as a joint operator recognises:

- its assets, including its share of any assets held jointly
- its liabilities, including its share of any liabilities incurred jointly
- its revenue from the sale of its share of the output arising from the joint operation
- its share of the revenue from the sale of the output by the joint operation
- its expenses, including its share of any expenses incurred jointly.



1.15 Leases

Leases are classified as finance leases where the terms of the lease transfer substantially all the risks and rewards incidental to ownership of the property, plant or equipment from the lessor to the lessee. All other leases are classified as operating leases.

Where a lease covers both land and buildings, the land and buildings elements are considered separately for classification.

Arrangements that do not have the legal status of a lease but convey a right to use an asset in return for payment are accounted for under this policy where fulfilment of the arrangement is dependent on the use of specific assets.

The Council as Lessee

Finance Leases

Property, plant and equipment held under finance leases is recognised on the Balance Sheet at the commencement of the lease at its fair value measured at the lease's inception (or the present value of the minimum lease payments, if lower). The asset recognised is matched by a liability for the obligation to pay the lessor. Initial direct costs of the Council are added to the carrying amount of the asset. Premiums paid on entry into a lease are applied to writing down the lease liability. Contingent rents are charged as expenses in the periods in which they are incurred.

Lease payments are apportioned between:

- A charge for the acquisition of the interest in the property, plant or equipment – applied to write down the lease liability, and
- A financing charge (debited to the financing and investment income and expenditure line in the Comprehensive Income and Expenditure Statement).

Property, Plant and Equipment recognised under finance leases is accounted for using the policies applied generally to such assets, subject to depreciation being charged over the lease term if this is shorter than the asset's estimated useful life

(where ownership of the asset does not transfer to the Council at the end of the lease period).

The Council is not required to raise council tax to cover depreciation or revaluation and impairment losses arising on leased assets. Instead, a prudent annual contribution (Voluntary Revenue Provision - VRP) is made from revenue funds towards the deemed capital investment in accordance with statutory requirements. Depreciation and revaluation and impairment losses are therefore substituted by the VRP in the General Fund Balance, by way of an adjusting transaction with the Capital Adjustment Account in the Movement in Reserves Statement for the difference between the two.

Operating Leases

Rentals paid under operating leases are charged to the Comprehensive Income and Expenditure Statement as an expense of the service benefiting from use of the leased asset. Charges are made on a straight-line basis over the term of the lease, even if this does not match the pattern of payments (e.g. there is a rent-free period at the commencement of the lease).

The Council as Lessor

Finance Leases

Where the Council grants a finance lease over a property or an item of plant or equipment, the relevant asset is written out of the Balance Sheet as a disposal. At the commencement of the lease, the carrying amount of the asset in the Balance Sheet is written off to the Other Operating Expenditure line in the Comprehensive Income and Expenditure Statement as part of the gain and loss on disposal. A gain, representing the Council's net investment in the lease, is credited to the same line in the Comprehensive Income and Expenditure Statement also as part of the gain or loss on disposal (i.e. netted off against the carrying value of the asset at the time of disposal), matched by a long-term lease debtor in the Balance Sheet.



3. Notes

Lease rentals receivable are apportioned between:

- A charge for the acquisition of the interest in the property – applied to write down the lease debtor (together with any premiums received), and
- Finance income (credited to the Financing and Investment Income and Expenditure line in the Comprehensive Income and Expenditure Statement).

The gain credited to the Comprehensive Income and Expenditure Statement on disposal is not permitted by statute to increase the General Fund Balance and is required to be treated as a capital receipt. Where a premium has been received, this is posted out of the General Fund Balance to the Capital Receipt Reserve in the Movement in Reserves Statement. Where the amount due in relation to the leased asset is to be settled by the payment of rentals in future financial years, this is posted out of the General Fund Balance to the Deferred Capital Receipts Reserve in the Movement in Reserves Statement. When the future rentals are received, the element for the capital receipt for the disposal of the asset is used to write down the lease debtor. At this point, the deferred capital receipts

are transferred to the Capital Receipts Reserve.

The written-off value of disposals is not a charge against council tax, as the cost of non-current assets is fully provided for under separate arrangements for capital financing. Amounts are therefore appropriated to the Capital Adjustment Account from the General Fund Balance in the Movement in Reserve Statement.

Operating Leases

Where the Council grants an operating lease over a property or an item of plant or equipment, the asset is retained in the Balance Sheet. Rental income is credited to the Other Operating Expenditure line in the Comprehensive Income and Expenditure Statement. Credits are made on a straight-line basis over the life of the lease even if this does not match the pattern of payments (e.g. there is a premium paid at the commencement of the lease). Initial direct costs incurred in negotiating and arranging the lease are added to the carrying amount of the relevant asset and charged as an expense over the lease term on the same basis as rental income.



1.16 Overheads and Support Services

The costs of overheads and support services are not charged to service segments in accordance with the Council's arrangements for accountability and financial performance. They are instead adjusted through the Expenditure Funding Analysis.



1.17 Property, Plant and Equipment

Assets that have physical substance and are held for use in the production or supply of goods or services, for rental to others, or for administrative purposes and that are expected to be used during more than one financial year are classified as Property, Plant and Equipment.

Recognition

Expenditure on the acquisition, creation or enhancement of Property, Plant or Equipment is capitalised on an accruals basis, provided that it is probable that the future economic benefits or service potential associated with the item will flow to the Council and the cost of the item can be measured reliably. Expenditure that maintains but does not add to an asset's potential to deliver future economic benefits or service potential (i.e. Repairs and maintenance) is charged as an expense when it is incurred.

Measurement

Assets are initially measured at cost, comprising:

- The purchase price
- Any costs attributable to bringing the asset to the location and condition necessary for it to be capable of operating in the manner intended by management

The Council does not capitalise borrowing costs incurred whilst assets are under construction.

The cost of assets acquired other than by purchase is deemed to be its fair value, unless the acquisition does not have commercial substance (i.e. it will not lead to a variation in the cash flows of the Council). In the latter case, where an asset is acquired via an exchange, the cost of the acquisition is the carrying amount of the asset given up by the Council.

Assets are then carried in the Balance Sheet using the following measurement bases:

- Infrastructure – depreciated historic cost
- assets under construction – historical cost
- Community assets – current value (EUV)
- Dwellings – current value, determined using the basis of existing use value for social housing (EUV-SH)
- All other assets – current value, determined as the amount that would be paid for the asset in its existing use (existing use value – EUV) or where there is no market-based evidence of current value because of the specialist nature of an asset, depreciated replacement cost (DRC) is used as an estimate of current value.

For non-property assets that have short useful lives or low values (or both), depreciated historical cost basis is used as a proxy for current value.

The Council has set a de-minimis level of £10,000 for recognising assets. This means that any item/scheme costing more than £10,000 would be treated as capital if the above criteria are met.

Assets included in the Balance Sheet at current value are re-valued sufficiently regularly to ensure that their carrying amount is not materially different from their current value at the year-end, but as a minimum every five years. In the intervening years, the Council performs a “desktop” valuation. Increases in valuations are matched by credits to the Revaluation Reserve to recognise unrealised gains. However, in exceptional circumstances, gains may be credited to the Comprehensive Income and Expenditure Statement where they arise from the reversal of a loss previously charged to services.

When decreases in value are identified, they are accounted for as follows:

- Where there is a balance of revaluation gains for the asset in the Revaluation Reserve, the carrying amount of the asset is written down against that balance, up to the amount of the accumulated gains.

- Where there is no balance in the Revaluation Reserve or an insufficient balance, the carrying amount of the asset is written down against the relevant service lines in the Comprehensive Income and Expenditure Statement.

The Revaluation Reserve contains revaluation gains recognised since 1 April 2007 only, the date of its formal implementation. Gains arising before that date have been consolidated into the Capital Adjustment Account.

Impairment

Assets are reviewed at each year-end for evidence of reductions in value i.e. impairment. Where impairment is identified, and is deemed to be material, the recoverable amount of the asset is estimated and, where this is less than the carrying amount of the asset, an impairment loss is recognised for the shortfall.

When impairment losses are identified, they are accounted for by:

- Where there is a balance in the revaluation gains for the asset in the Revaluation Reserve, the carrying amount of the asset is written down against that balance, up to the amount of the accumulated gains.
- Where there is no balance in the Revaluation Reserve or an insufficient balance, the carrying amount of the asset is written down against the relevant service line(s) in the Comprehensive Income and Expenditure Statement.

Where an impairment loss is reversed subsequently, the reversal is credited to the relevant service line in the Comprehensive Income and Expenditure Statement, up to the amount of the original loss, adjusted for depreciation that would have been charged if the loss had not been recognised.

Depreciation

Depreciation is provided for on all property, plant and equipment assets by the systematic allocation of their depreciable amounts over their useful lives. An exception is made for assets without a determinable finite useful life (i.e. freehold land and certain community/heritage assets) and assets that are not yet available for use (i.e. assets under construction).

Depreciation is calculated on the following bases:

- Dwellings and other buildings – straight-line allocation over the useful life of the property as estimated by the valuer
- Vehicles, plant, furniture and equipment – straight-line allocation over the useful life of each class of asset, as advised by a suitably qualified officer
- Infrastructure – straight line allocation over life of the asset

Where an item of property, plant and equipment asset has major components whose cost is significant in relation to the total cost of the item, the components are depreciated separately.

In relation to Council Dwellings depreciation on the components has been calculated and is not materially different from depreciation on the buildings element of the asset as a whole. Components have not, therefore, been depreciated separately.

Revaluation gains are also depreciated, with an amount equal to the difference between current value depreciation charged on assets and the depreciation that would have been chargeable based on their historical cost being transferred each year from the Revaluation Reserve to the Capital Adjustment Account.

Componentisation

Componentisation is a method, used for accounting and financial reporting purposes, to ensure assets are accurately included on the Balance Sheet and that the consumption of economic benefit of these assets is accurately reflected over their individual useful lives through depreciation charges.

The International Financial Reporting Standards (IFRS) code requires separate accounting for depreciation of significant components of assets that are:

- acquired on or after 1 April 2010
- enhanced on or after 1 April 2010
- revalued on or after 1 April 2010

Only assets with a carrying amount more than or equal to £500,000 at the beginning of the financial year are considered for componentisation. To be recognised as a component the value of the part of the asset being considered must be more than or equal to 10% of the value of the asset, and have a life less than or equal to half that of the main asset. When a component is replaced, the carrying amount of the old component is derecognised and the new component is recognised. If the carrying amount of the old component is not known, this is estimated by indexing back from the cost of the new component and adjusting for depreciation and impairment over the old component's useful life. The Building Costs Index will be used.



1.18 Disposals and Non-current Assets Held for Sale

When it becomes probable that the carrying amount of an asset will be recovered principally through a sale transaction rather than through its continuing use, it is reclassified as an asset held for sale. The asset is re-valued immediately before reclassification and then carried at the lower of this amount and fair value less costs to sell. Where there is subsequent decrease to fair value less costs to sell, the loss is posted to the other operating expenditure line in the Comprehensive Income and Expenditure Statement. Gains in fair value are recognised only up to the amount of any previously losses recognised in the surplus and deficit on provision of services. Depreciation is not charged on assets held for sale.

If assets no longer meet the criteria to be classified as assets held for sale, they are reclassified back to non-current assets and valued at the lower of their carrying amount before they were classified as held for sale; adjusted for depreciation, amortisation or revaluations that would have been recognised had they not been classified as held for sale, and their recoverable amount at the date of the decision not to sell.

Assets that are to be abandoned or scrapped are not reclassified as assets held for sale.

When an asset is disposed of or decommissioned, the carrying amount of the asset in the Balance Sheet (whether property, plant and equipment or assets held for sale) is written off to the other operating expenditure line in the Comprehensive Income and Expenditure Statement as part of the gain or loss on disposal. Receipts from the disposal (if any) are credited to the same line in the Comprehensive Income and Expenditure Statement also as part of the gain or loss on disposal (i.e. netted off against the carrying value of the asset at the time of disposal). Any revaluation gains accumulated for the asset in the Revaluation Reserve are transferred to the Capital Adjustment Account.

Amounts received for a disposal in excess of £10,000 are categorised as capital receipts. A proportion of receipts relating to housing disposals is payable to the Government. The balance of receipts is required to be credited to the Capital Receipts Reserve, and can then only be used for new capital investment or set aside to reduce the Council's underlying need to borrow (the capital financing requirement). Receipts are transferred to the Reserve from the General Fund Balance in the Movement in Reserves Statement.

The written-off value of disposals is not a charge against council tax, as the cost of non-current assets is fully provided under separate arrangements for capital financing. Amounts are transferred to the Capital Adjustment Account in the General Fund Balance in the Movement in Reserves Statement.



1.19 Provisions, Contingent Liabilities and Contingent Assets

Provisions

Provisions are made where an event has taken place that gives the Council a legal or constructive obligation that probably requires settlement by a transfer of economic benefits or service potential, and a reliable estimate can be made of the amount of the obligation. For instance, the Council may be involved in a court case that could eventually result in the making of a settlement or the payment of compensation.

Provisions are charged as an expense to the appropriate service line in the Comprehensive Income and Expenditure Statement in the year that the Council becomes aware of the obligation, and are measured at the best estimate at the balance sheet date of the expenditure required to settle the obligation, taking into account relevant risks and uncertainties.

When payments are eventually made, they are charged to the provision carried in the Balance Sheet. Estimated settlements are reviewed at the end of each financial year

– where it becomes less than probable that a transfer of economic benefits will not now be required (or a lower settlement than anticipated is made), the provision is reversed and credited back to the relevant service.

Where some or all of the payment required to settle a provision is expected to be recovered from another party (e.g. from an insurance claim), this is only recognised as income for the relevant service if it is virtually certain that the reimbursement will be received if the Council settles the obligation.

Contingent Liabilities

A contingent liability arises where an event has taken place that gives the Council a possible obligation whose existence will only be confirmed by the occurrence or otherwise of uncertain future events not wholly within the control of the Council. Contingent liabilities also arise in circumstances where a provision would otherwise be made

but either it is not probable that an outflow of resources will be required or the amount of the obligation cannot be measured reliably.

Contingent liabilities are not recognised in the Balance Sheet but disclosed in a note to the accounts.

Contingent Assets

A contingent asset arises where an event has taken place that gives the Council a possible asset whose existence will only be confirmed by the occurrence or otherwise of uncertain future events not wholly within the control of the Council.

Contingent assets are not recognised in the Balance Sheet but disclosed in a note to the accounts where it is probable that there will be an inflow of economic benefits or service potential.



1.20 Reserves

The Council sets aside specific amounts as reserves for future policy purposes or to cover contingencies. Reserves are created by transferring amounts out of the General Fund Balance in the Movement in Reserves Statement. When expenditure to be financed from a reserve is incurred, it is charged to the appropriate service in that year to score against the Surplus or Deficit on the Provision of Services in the Comprehensive Income and Expenditure Statement. The reserve is then appropriated back into the General Fund Balance in the Movement in Reserves Statement so that there is no net charge against council tax for the expenditure.

Certain reserves are kept to manage the accounting processes for non-current assets, financial instruments, local taxation, retirement and employee benefits and do not represent usable resources for the Council – these reserves are explained in the relevant policies and classed on the balance sheet as "Unusable Reserves".

1.21 Revenue Expenditure Funded from Capital under Statute

Expenditure incurred during the year that may be capitalised under statutory provisions but that does not result in the creation of a non-current asset has been charged as expenditure to the relevant service in the Comprehensive Income and Expenditure Statement in the year. Where the Council has determined to meet the cost of this expenditure from existing capital resources or by borrowing, a transfer in the Movement in Reserves Statement from the General Fund Balance to the Capital Adjustment Account then reverses out the amounts charged so that there is no impact on the level of council tax.

1.22 VAT

VAT payable is included as an expense only to the extent that it is not recoverable from HM Revenue and Customs. VAT receivable is excluded from income.

1.23 Fair Value Measurement

The Council's accounting policy for fair value measurement of financial assets is set out in note 1.9.

The Council also measures some of its non-financial assets such as surplus assets and some of its financial instruments such as equity shareholdings at fair value at each reporting date. Fair value is the price that would be received to sell an asset or paid to transfer a liability in an orderly transaction between market participants at the measurement date. The fair value measurement assumes that the transaction to sell the asset or transfer the liability takes place either:

- a) in the principal market for the asset or liability, or
- b) in the absence of a principal market, in the most advantageous market for the asset or liability.

The Council measures the fair value of an asset or liability using the assumptions that market participants would use when pricing the asset or liability, assuming that market participants act in their economic best interest.

When measuring the fair value of a non-financial asset, the Council takes into account a market participant's ability to generate economic benefits by using the asset in its highest and best use or by selling it to another market participant that would use the asset in its highest and best use.

The Council uses valuation techniques that are appropriate in the circumstances and for which sufficient data is available, maximising the use of relevant observable inputs and minimising the use of unobservable inputs.

Inputs to the valuation techniques in respect of assets and liabilities for which fair value is measured or disclosed in the Council's financial statements are categorised within the fair value hierarchy, as follows:

- Level 1 – quoted prices (unadjusted) in active markets for identical assets or liabilities that the Council can access at the measurement date
- Level 2 – inputs other than quoted prices included within Level 1 that are observable for the asset or liability, either directly or indirectly
- Level 3 – unobservable inputs for the asset or liability.

Note 2 - Accounting Standards that have been issued but not yet adopted

The Code of Practice on Local Authority Accounting in the United Kingdom 2021/22 (the Code) has introduced changes to accounting standards, which will be required from 1 April 2021.

- Definition of a Business: Amendments to IFRS 3 Business Combinations
- Interest Rate Benchmark Reform: Amendments to IFRS 9, IAS 39 and IFRS 7
- Interest Rate Benchmark Reform – Phase 2: Amendments to IFRS 9, IAS 39, IFRS 7, IFRS 4 and IFRS 16.

It is not anticipated that the above changes will have a material impact on the information provided in the financial statements, i.e. there is unlikely to be material change to the reported information in the net cost of services or the Surplus or Deficit on the Provision of Services.



Note 3 - Critical Judgements in Applying Accounting Policies

In applying the accounting policies set out in Note 1 the Council has had to make certain judgments about complex transactions or those involving uncertainty about future events. The main critical judgments made in the Statement of Accounts are:

- There is a high degree of uncertainty about future levels of funding for local government. However, the Council has a robust Financial Strategy and a 10 year Financial Plan which illustrates that this uncertainty is not yet sufficient to provide an indication that the assets of the Council might be impaired as a result of a need to close facilities and reduce the level of service provision. Management has also taken note of supplementary guidance from the National Audit Office regarding Practice Note 10, with an anticipated continuation of provision of the services provided by the Council.
- An additional factor that has had a demonstrable impact in the past few years on the accounts concerns the assumptions surrounding pensions and the likelihood of legislative change and the impact of such change. The sensitivity analysis at note 30.4 estimates the likely impact of changes to the assumptions used when reporting the pension liability.

All of these issues are being kept under regular review as the Medium Term Financial Strategy is being developed for 2022/23 onwards.

Note 4 - Assumptions made about the future and other major sources of Estimation Uncertainty

The Statement of Accounts contains estimated figures that are based on assumptions made by the Council about the future or that are otherwise uncertain. Estimates are made taking into account historical experience, current trends and other relevant factors. However, because balances cannot be determined with certainty, actual results could be materially different from the assumptions and estimates.

The items in the Council's Balance Sheet at 31st March 2021 for which there is a significant risk of material adjustment in the forthcoming financial year are as follows:

Item	Uncertainties	Effect if Actual Results Differ from Assumptions
Property, Plant and Equipment (Asset £200.857m)	Assets are depreciated over useful lives that are dependent on assumptions about the level of repairs and maintenance that will be incurred in relation to individual assets. The current economic climate makes it uncertain that the Council will be able to sustain its current spending on repairs and maintenance, bringing into doubt the useful life assigned to assets. The Council has used estimation techniques under the code to derecognise replaced components within the Council House stock using the replacement cost as a proxy for the cost of the original component.	If the useful life of assets is reduced, depreciation increases and the carrying amount of assets falls. It is estimated that for every year that useful lives are reduced, the annual depreciation charge for General Fund Assets would increase by £211,000 and for HRA Assets would increase by £44,000
Business Rates (Liability £0.890m)	Since the introduction of the Business Rates Retention Scheme effective from 1st April 2013, Local Authorities are liable for successful appeals against business rates charged to businesses in their proportionate share. Therefore, a provision has been recognised for the best estimate of the amount that businesses have been overcharged up to 31st March 2021	The estimate has been calculated using the latest Valuation Office (VOA) ratings list of appeals and the Analyse Local recommended appeals values. An analysis of successful appeals to date has been completed and the suggested provision reduced accordingly to arrive at a provision figure for 31st March 2021. The Council's share of the balance of business rate appeals provisions held at this date amounted to £0.890million this was a increase of £0.576million from the previous year.
Pensions Liability (£52.307m as at 31 March 2021)	Estimation of the net liability to pay pensions depends on a number of complex judgements relating to the discount rate used, the rate at which salaries are projected to increase, changes in retirement ages, mortality rates and expected returns on pension fund assets. A firm of consulting actuaries is engaged to provide the Council with expert advice about the assumptions to be applied.	The effects on the net pension liability of changes in individual assumptions can be measured. For instance a 0.1% decrease in the discount rate assumption would result in an increase in the pension liability of £2.721 million. Additional sensitivity analysis is presented at Note 30.4 to the accounts.
Arrears (Asset £13.3m)	When arriving at the closing balances for debtors these are shown at net of an estimated provision for bad debts. At 31st March 2021, the Council had a balance of debtors of £13.0m. A review of significant balances suggested that an impairment of doubtful debts of 12% (£1.529m) was appropriate. However, in the current economic climate it is not certain that such an allowance would be sufficient.	If collection rates were to deteriorate, a doubling of the amount of the impairment of doubtful debts would require an additional £1.529m to be set aside as an allowance.

Note 5 - Material Items of Income and Expenditure

There are no material items of Income and Expenditure that have not been disclosed on the face of the Comprehensive Income and Expenditure Statement. Government grants related to the ongoing COVID-19 pandemic that have been recognised within the accounts are detailed in Note 25.

Note 6 - Events after the Balance Sheet date

The Statement of Accounts were authorised for issue by the Director of Resources on 25th October 2021. Events taking place after this date are not reflected in the financial statements or notes. Where events taking place before this date provided information about conditions existing at 31 March 2021, the figures in the financial statements and notes have been adjusted in all material respects to reflect the impact of this information.

There are no events after the Balance Sheet date for the year to 31 March 21.

Note 7 - Expenditure and Funding Analysis

The Expenditure and Funding Analysis shows how annual expenditure is used and funded from resources (government grants, rents, council tax and business rates) by local authorities in comparison with those resources consumed or earned by authorities in accordance with generally accepted accounting practices. It also shows how this expenditure is allocated for decision making purposes between the Council's priorities. Income and expenditure accounted for under generally accepted accounting practices is presented more fully in the Comprehensive Income and Expenditure Statement.

2019/20				2020/21		
Net Expenditure Chargeable to the General Fund and HRA Balances	Adjustments Between Funding and Accounting Basis	Net Expenditure in the Comprehensive Income and Expenditure Statement		Net Expenditure Chargeable to the General Fund and HRA Balances	Adjustments Between Funding and Accounting Basis	Net Expenditure in the Comprehensive Income and Expenditure Statement
£'000	£'000	£'000		£'000	£'000	£'000
4,102	3,343	7,446	Our Council	4,785	3,064	7,849
3,956	1,253	5,209	Our Communities	3,514	1,329	4,843
581	(56)	524	Our Economy	836	260	1,096
655	(212)	444	Our Environment	620	(208)	412
799	(140)	659	Our Homes	855	(262)	593
(7,628)	4,543	(3,086)	HRA	(7,997)	(3,349)	(11,346)
2,465	8,731	11,196	Net Cost of Service	2,613	834	3,447
(5,804)	(5,944)	(11,748)	Other income and expenditure	(10,555)	(6,241)	(16,796)
(3,339)	2,787	(552)	Surplus or Deficit	(7,942)	(5,407)	(13,349)
(14,535)			Opening General Fund and HRA balance at 31 March 2020	(17,874)		
(3,339)			(Surplus) or deficit on General Fund and HRA balance in year	(7,942)		
(17,874)			Closing General Fund and HRA Balance at 31 March 2021*	(25,816)		

* For a split of this balance between the general fund and the HRA – see the movement in reserves statement.

Note 7A - Note to the Expenditure and Funding Analysis

Adjustments for Capital Purposes

1)	Adjustments for capital purposes – this column adds in depreciation and impairment and revaluation gains and losses in the service line, and for:	
	▪ Other operating expenditure	– adjusts for capital disposals with a transfer of income on disposal of assets and the amounts written off for those assets.
	▪ Financing and investment income and expenditure	– the statutory charges for capital financing i.e. Minimum Revenue Provision and other revenue contributions are deducted from other income and expenditure as these are not chargeable under generally accepted accounting practices.
	▪ Taxation and non-specific grant income and expenditure	– capital grants are adjusted for income not chargeable under generally accepted accounting practices. Revenue grants are adjusted from those receivable in the year to those receivable without conditions or for which conditions were satisfied throughout the year. The Taxation and Non Specific Grant Income and Expenditure line is credited with capital grants receivable in the year without conditions or for which conditions were satisfied in the year.

Net Change for the Pensions Adjustments

2)	Net change for the removal of pension contributions and the addition of IAS 19 Employee Benefits pension related expenditure and income	
	▪ For Services	– this represents the removal of the employer pension contributions made by the authority as allowed by statute and the replacement with current service costs and past service costs.
	▪ For Financing and Investment Income and Expenditure	– the net interest on the defined benefit liability is charged to the CIES

Other statutory adjustments

3)	Other statutory adjustments between amounts debited/credited to the Comprehensive Income and Expenditure Statement and amounts payable/receivable to be recognised under statute:	
	▪ For Financing and Investment Income and Expenditure the other statutory adjustments column recognises adjustments to the general fund for the timing differences for premiums and discounts.	
	▪ The charge under Taxation and Non-specific Grant Income and Expenditure represents the difference between what is chargeable under statutory regulations and council tax and NDR that was projected to be received at the start of the year and the income recognised under generally accepted accounting practices in the Code. This is a timing difference as any difference will be brought forward in future Surpluses of Deficits on the Collection Fund.	

Other non-statutory adjustments

4)	Other non-statutory adjustments represent amounts debited/credited to service segments that need to be adjusted against the 'other income and expenditure from the expenditure and funding analysis' line to comply with presentational requirements in the comprehensive income and expenditure statement:	
	▪ For Financing and Investment Income and Expenditure the other non-statutory adjustments column recognises adjustments to service segments, eg for interest income and expenditure and changes in the fair value of investment properties.	
	▪ For taxation and non-specific grant income and expenditure the other non-statutory adjustments column recognises adjustments to service segments, eg for unringfenced government grants.	

Note 7A - Note to the Expenditure and Funding Analysis

Adjustment between Funding and Accounting Basis 2020/21						
Adjustments from General Fund to arrive at the Comprehensive Income and Expenditure Statement amounts	Adjustments for capital purposes	Net change for the Pensions adjustments	Other Statutory Adjustments	Total Statutory Adjustments	Other (Non-statutory) Adjustments	Total Adjustments
	£000's	£000's	£000's	£000's	£000's	£000's
Our Council	121	(118)	26	29	3,035	3,064
Our Communities	1,451	489	26	1,966	(637)	1,329
Our Economy	403	85	3	491	(232)	259
Our Environment	20	6	-	26	(234)	(208)
Our Homes	4	300	18	322	(583)	(261)
HRA	(2,185)	171	14	(2,000)	(1,349)	(3,349)
Net cost of services	(186)	933	87	834	-	834
Other income and expenditure from the Expenditure and Funding analysis	(12,666)	839	5,586	(6,241)	-	(6,241)
Difference between General Fund surplus or deficit and Comprehensive Income and Expenditure Statement surplus or deficit on the provision of services	(12,852)	1,772	5,673	(5,407)	-	(5,407)
Adjustment between Funding and Accounting Basis 2019/20						
Our Council	164	166	5	335	3,008	3,343
Our Communities	1,105	763	5	1,873	(620)	1,253
Our Economy	5	127	2	134	(190)	(56)
Our Environment	21	10		30	(242)	(212)
Our Homes	4	466	(6)	464	(604)	(140)
HRA	5,527	362	6	5,895	(1,352)	4,543
Net cost of services	6,826	1,894	11	8,731	-	8,731
Other income and expenditure from the Expenditure and Funding analysis	(3,740)	1,051	(3,253)	(5,942)	-	(5,942)
Difference between General Fund surplus or deficit and Comprehensive Income and Expenditure Statement surplus or deficit on the provision of services	3,086	2,945	(3,242)	2,789	-	2,789

Note 7B - Segmental Income

Income received on a segmental basis is analysed below:

Description	Income Area	2019/20	2020/21
		Income from Services £'000	Income from Services £'000
Our Council	Payroll	(92)	(104)
Our Homes	Building Control	(318)	(279)
Our Homes	Planning Fees	(1,043)	(1,098)
Our Economy	Workshop Income	(556)	(478)
Our Economy	Car Park Income	(377)	(136)
Our Communities	Garden Waste Collection	(1,031)	(1,259)
Our Communities	Licensing	(129)	(88)
Our Homes	Land Charges	(115)	(105)
HRA	House and Garage Rents	(15,241)	(15,332)
Total		(18,902)	(18,879)

Note 8 - Expenditure and Income Analysis by Nature

The Authority's expenditure and income is analysed as follows;

Expenditure / Income	2019/20	2020/21
Expenditure	£'000	£'000
Employee benefits expenditure	15,606	15,617
Other services expenditure	29,796	31,516
Depreciation, amortisation, impairment and revaluations	6,217	(1,193)
Revenue funding of capital expenditure	608	1,007
Interest payments	5,328	4,396
Precepts and levies	11,447	10,852
Payments to Housing capital receipts pool	402	402
Movement in assets held at FVPL	345	27
(Gain)/loss on the disposal of assets	896	514
Total Expenditure	70,645	63,138
Income		
Fees, charges and other service income	(5,830)	(4,996)
House and garage rents	(15,253)	(15,343)
Green Waste collection	(1,031)	(1,259)
Planning Fees	(1,043)	(1,098)
S106 drawdown	(527)	(142)
Interest and investment income	(2,294)	(2,170)
Income from Council Tax, non domestic rates, district rate income	(22,310)	(17,551)
Government grants and contributions	(21,441)	(32,252)
Movement in assets held at FVPL	(92)	(955)
(Gain)/loss on the disposal of assets	(1,376)	(721)
Total Income	(71,197)	(76,487)
(Surplus) / Deficit on the Provision of Services	(552)	(13,349)

Note 9 - MIRS Adjustments between Accounting Basis and Funding Basis under regulations

This note details the adjustments that are made to the total comprehensive income and expenditure recognised by the Council in the year in accordance with proper accounting practice to arrive at the resources that are specified by statutory provisions as being available to the Council to meet future capital and revenue expenditure. Full details of the Adjustments between Accounting Basis and Funding Basis under Regulations are included on the Movement on Reserves statement at page 19.

The following sets out a description of the reserves that the adjustments are made against.

General Fund Balance

The General Fund is the statutory fund into which all the receipts of the Council are required to be paid and out of which all liabilities of the Council are to be met, except to the extent that statutory rules might provide otherwise. These rules can also specify the financial year in which liabilities and payments should impact on the General Fund Balance, which is not necessarily in accordance with proper accounting practice. The General Fund Balance therefore summarises the resources that the Council is statutorily empowered to spend on its services or on capital investment (or the deficit of resources that the Council is required to recover) at the end of the financial year. (This balance is not available to be applied to funding HRA services).

Housing Revenue Account Balance

The Housing Revenue Account Balance reflects the statutory obligation to maintain a revenue account for local authority council housing provision in accordance with Part VI of the Local Government and Housing Act 1989. It contains the balance of income and expenditure as defined by the 1989 Act that is available to fund future expenditure in connection with the Council's landlord function or (where in deficit) that is required to be recovered from tenants in future years.

Major Repairs Reserve


The Council is required to maintain the Major Repairs Reserve, which controls an element of the capital resources limited to being used on capital expenditure on HRA assets or the financing of historical capital expenditure by the HRA. The balance shows the capital resources that have yet to be applied at the year-end.

Capital Receipts Reserve

The Capital Receipts Reserve holds the proceeds from the disposal of land or other assets, which are restricted by statute from being used other than to fund new capital expenditure or to be set aside to finance historical capital expenditure. The balance on the reserve shows the resources that have yet to be applied for these purposes at the year-end.

Capital Grants Unapplied

The Capital Grants Unapplied Account (Reserve) holds the grants and contributions received towards capital projects for which the Council has met the conditions that would otherwise require repayment of the monies but which have yet to be applied to meet expenditure. The balance is restricted by grant terms as to the capital expenditure against which it can be applied and/or the financial year in which this can take place.



Note 9 - MIRS Adjustments between Accounting Basis and Funding Basis under regulations

2020/21	Usable Reserves				
	General Fund Balance	Housing Revenue Account	Capital Receipts Reserve	Major Repairs Reserve	Capital Grants Unapplied
	£'000	£'000	£'000	£'000	£'000
Adjustments to the Revenue Resources					
Amounts by which income and expenditure included in the Comprehensive Income and Expenditure Statement are different from revenue for the year calculated in accordance with statutory requirements:					
• Pension costs (transferred to (or from) the Pensions Reserve)	(1,448)	(324)	-	-	-
• Financial instruments (transferred to the Financial Instruments Adjustments Account)	(27)	-	-	-	-
• Council tax and NDR (transfers to or from the Collection Fund Adjustment Account)	(5,158)	-	-	-	-
• Holiday pay (transferred to the Accumulated Absences Reserve)	(73)	(14)	-	-	-
• Equal pay settlements (transferred to the Unequal Back Pay Account)	-	-	-	-	-
• Reversal of entries included in the Surplus or Deficit on the Provision of Services in relation to capital expenditure (these items are charged to the Capital Adjustment Account)	58	3,222	-	-	(794)
Total Adjustments to Revenue Resources	(6,648)	2,884	-	-	(794)
Adjustments between Revenue and Capital Resources					
Transfer of non-current asset sale proceeds from revenue to the Capital Receipts Reserve	-	721	(721)	-	-
Administrative costs of non-current asset disposals (funded by a contribution from the Capital Receipts Reserve)	-	-	-	-	-
Payments to the government housing receipts pool (funded by a transfer from the Capital Receipts Reserve)	(402)	-	402	-	-
Posting of HRA resources from revenue to the Major Repairs Reserve	-	5,710	-	(5,710)	-
Statutory provision for the repayment of debt (transfer from the Capital Adjustment Account)	416	-	-	-	-
Capital expenditure financed from revenue balances (transfer to the Capital Adjustment Account)	2,602	125	-	-	-
Total Adjustments between Revenue and Capital Resources	2,616	6,556	(319)	(5,710)	-
Adjustments to Capital Resources					
Use of the Capital Receipts Reserve to finance capital expenditure	-	-	821	-	-
Use of the Major Repairs Reserve to finance capital expenditure	-	-	-	6,609	-
Application of capital grants to finance capital expenditure	-	-	(2)	-	-
Cash payments in relation to deferred capital receipts	-	-	-	-	-
Total Adjustments to Capital Resources	-	-	819	6,609	-
Total Adjustments	(4,032)	9,440	500	899	(794)

Note 9 - MIRS

2019/20 Comparative Figures	Usable Reserves				
	General Fund Balance £'000	Housing Revenue Account £'000	Capital Receipts Reserve £'000	Major Repairs Reserve £'000	Capital Grants Unapplied £'000
Adjustments to the Revenue Resources					
Amounts by which income and expenditure included in the Comprehensive Income and Expenditure Statement are different from revenue for the year calculated in accordance with statutory requirements:					
• Pension costs (transferred to (or from) the Pensions Reserve)	(2,388)	(557)	-	-	-
• Financial instruments (transferred to the Financial Instruments Adjustments Account)	(234)	-	-	-	-
• Council tax and NDR (transfers to or from the Collection Fund Adjustment Account)	(1,628)	-	-	-	-
• Holiday pay (transferred to the Accumulated Absences Reserve)	(5)	(6)	-	-	-
• Equal pay settlements (transferred to the Unequal Back Pay Account)	-	-	-	-	-
• Reversal of entries included in the Surplus or Deficit on the Provision of Services in relation to capital expenditure (these items are charged to the Capital Adjustment Account)	(497)	(6,133)	-	-	(266)
Total Adjustments to Revenue Resources	(4,752)	(6,696)	-	-	(266)
Adjustments between Revenue and Capital Resources					
Transfer of non-current asset sale proceeds from revenue to the Capital Receipts Reserve	-	1,377	(1,377)	-	-
Administrative costs of non-current asset disposals (funded by a contribution from the Capital Receipts Reserve)	-	-	-	-	-
Payments to the government housing receipts pool (funded by a transfer from the Capital Receipts Reserve)	(402)	-	402	-	-
Posting of HRA resources from revenue to the Major Repairs Reserve	-	5,536	-	(5,536)	-
Statutory provision for the repayment of debt (transfer from the Capital Adjustment Account)	510	-	-	-	-
Capital expenditure financed from revenue balances (transfer to the Capital Adjustment Account)	1,530	110	-	-	-
Total Adjustments between Revenue and Capital Resources	1,638	7,023	(975)	(5,536)	-
Adjustments to Capital Resources					
Use of the Capital Receipts Reserve to finance capital expenditure	-	-	574	-	-
Use of the Major Repairs Reserve to finance capital expenditure	-	-	-	2,307	-
Application of capital grants to finance capital expenditure	-	-	-	-	269
Cash payments in relation to deferred capital receipts	-	-	(2)	-	-
Total Adjustments to Capital Resources	-	-	572	2,307	269
Total Adjustments	(3,114)	327	(403)	(3,229)	3

Note 10 - Earmarked Reserves

This note sets out the amounts set aside from the General Fund and HRA balances in earmarked reserves to provide financing for future expenditure plans and the amounts posted back from earmarked reserves to meet General Fund and HRA expenditure in 2020/21.

	Balance at 01.04.19	Transfers Out 2019/20	Transfers In 2019/20	Balance at 31.03.20	Transfers Out 2020/21	Transfers In 2020/21	Balance at 31.03.21
General Fund Earmarked Revenue	£'000	£'000	£'000	£'000	£'000	£'000	£'000
Business Rates Appeal Reserve	-	-	1,398	1,398	-	-	1,398
Capital Reserve	822	414	100	508	250	500	758
Capital Refuse Replacement Reserve	343	598	542	287	337	455	405
Earmarked Expenditure Reserve	43	43	134	134	134	229	229
Environmental Reserve	60	53	21	28	11	501	518
Financial Resilience Reserve	-	-	-	-	-	650	650
Housing Services Reserve	388	-	-	388	-	-	388
Income Volatility Reserve	1,452	-	1,207	2,659	82	5,245	7,822
Invest to Save Reserve	319	15	-	304	-	-	304
Local Election Reserve	203	192	54	65	-	92	157
Monitoring Officer Investigations Reserve	21	-	-	21	-	-	21
New Homes Bonus Reserve	2,986	183	1,965	4,768	1,466	1,906	5,208
Our Communities	61	11	85	135	23	205	317
Our Communities - Homelessness Reserve	259	17	149	391	172	-	219
Our Council	632	200	154	586	483	918	1,021
Our Council - ICT Reserve	406	163	115	358	140	100	318
Our Economy	1,502	517	741	1,726	343	50	1,433
Our Homes	1,025	148	238	1,115	129	305	1,291
Renewals Reserve	506	225	100	381	8	100	473
Uninsured Claims Reserve	211	-	-	211	-	-	211
Total General Fund Earmarked Reserves	11,239	2,779	7,003	15,463	3,578	11,256	23,141
HRA Earmarked Reserves							
HRA Affordable/Target Rents Reserve	-	110	110	-	125	125	-
HRA Earmarked Expenditure Reserve	207	207	49	49	49	311	311
Total HRA Earmarked Reserves	207	317	159	49	174	436	311
Total Earmarked Reserves	11,446	3,096	7,162	15,512	3,752	11,692	23,452

Note 11 - Property, Plant and Equipment

2020/21	Council Dwellings	Other Land and Buildings	Vehicles Plant and Equipment	Infrastructure Assets	Community Assets	Surplus Assets	Assets Under Construction	Grand Total
	£'000	£'000	£'000	£'000	£'000	£'000	£'000	£'000
Cost or Valuation								
Gross book value as at 1 April 2020	156,874	24,630	5,254	759	439	470	3,353	191,779
Additions	4,565	-	454	-	-	-	5,410	10,429
Derecognition - Disposals	-	-	(10)	-	-	-	(3)	(13)
Derecognition - Other	(1,899)	-	(96)	-	-	-	-	(1,995)
Reclassifications	-	-	29	-	-	-	(207)	(178)
Revaluation increases/(decreases) recognised in the surplus/deficit of services	4,659	114	-	-	-	-	-	4,773
Revaluation increases/(decreases) recognised in the revaluation reserve	-	557	-	-	-	75	-	632
Assets reclassified (to)/from Held for Sale	(521)	-	-	-	-	-	-	(521)
GBV At 31 March 2021	163,678	25,301	5,631	759	439	545	8,553	204,906
Depreciation and Impairment								
Accumulated Depreciation and Impairment	-	-	(2,783)	(210)	-	-	-	(2,993)
Charge for year	(2,007)	(556)	(591)	(22)	-	-	-	(3,176)
Depreciation written out to the Revaluation Reserve	-	440	-	-	-	-	-	440
Depreciation written out to the Surplus/Deficit on provision of services	2,000	116	-	-	-	-	-	2,116
Impairments (losses)/reversals recognised in the Revaluation Reserve	-	-	-	-	-	-	-	-
Assets reclassified (to) / from Held for Sale	7	-	-	-	-	-	-	7
Impairments (losses)/reversals recognised in the Surplus/Deficit on provision of services	(539)	-	-	-	-	-	-	(539)
Derecognition - Other	-	-	96	-	-	-	-	96
At 31 March 2021	(539)	-	(3,278)	(232)	-	-	-	(4,049)
Balance sheet at 31 March 2021	163,139	25,301	2,353	527	439	545	8,553	200,857
Balance sheet at 31 March 2020	156,874	24,630	2,471	549	439	470	3,353	188,786

Note 11 - Property, Plant and Equipment

2019/20	Council Dwellings	Other Land and Buildings	Vehicles Plant and Equipment	Infrastructure Assets	Community Assets	Surplus Assets	Assets Under Construction	Grand Total
	£'000	£'000	£'000	£'000	£'000	£'000	£'000	£'000
Cost or Valuation								
Gross book value as at 1 April 2019	156,298	24,020	4,264	759	439	470	5,267	191,517
Additions	3,224	(8)	990	-	-	-	2,264	6,470
Derecognition - Disposals	-	-	-	-	-	-	-	-
Derecognition - Other	(3,223)	-	-	-	-	-	-	(3,223)
Reclassifications	4,178	-	-	-	-	-	(4,178)	-
Revaluation increases/(decreases) recognised in the surplus/deficit of services	(2,696)	259	-	-	-	-	-	(2,437)
Revaluation increases/(decreases) recognised in the revaluation reserve	-	359	-	-	-	-	-	359
Assets reclassified (to)/from Held for Sale	(907)	-	-	-	-	-	-	(907)
GBV At 31 March 2020	156,874	24,630	5,254	759	439	470	3,353	191,779
Depreciation and Impairment								
Accumulated Depreciation and Impairment	(433)	-	(2,296)	(186)	-	-	-	(2,915)
Charge for year	(2,021)	(542)	(487)	(24)	-	-	-	(3,074)
Depreciation written out to the Revaluation Reserve	-	395	-	-	-	-	-	395
Depreciation written out to the Surplus/Deficit on provision of services	2,010	147	-	-	-	-	-	2,157
Impairments (losses)/reversals recognised in the Revaluation Reserve	-	-	-	-	-	-	-	-
Assets reclassified (to) / from Held for Sale	11	-	-	-	-	-	-	11
Impairments (losses)/reversals recognised in the Surplus/Deficit on provision of services	433	-	-	-	-	-	-	433
Derecognition - Other	-	-	-	-	-	-	-	-
At 31 March 2020	-	-	(2,783)	(210)	-	-	-	(2,993)
Balance sheet at 31 March 2020	156,874	24,630	2,471	549	439	470	3,353	188,786
Balance sheet at 31 March 2019	155,865	24,020	1,968	573	439	470	5,267	188,602

Note 11.1 - Depreciation

Method

All non-current assets (except land, some community and heritage assets, surplus assets, assets held for sale and assets under construction) are depreciated on a straight line basis over the period of their useful economic lives. Depreciation is not charged in the year of acquisition but is charged in the year of disposal.

Useful Lives

The useful economic life of a non-current asset is the period over which it is expected to deliver economic benefit to the organisation. The economic lives used for depreciating the various

Council assets are:

- Council house – Traditional Build 60 years
- Council house – Non Traditional Build 30 years
- Other land and buildings 8 – 66 years
- Infrastructure 5 – 32 years
- Vehicles, Plant, Equipment and Machinery 5 – 10 years
- Heritage assets 70 years
- Council garages – 25 years
- Leased assets are based on the lease term

11.2 - Capital Commitments

At 31 March 2021, the Council has entered into a number of contracts for the acquisition, construction or enhancement of Property, Plant and Equipment and future years are due to cost £8,500,571. Similar commitments at 31 March 2020 were £4,478,472. The major commitments are:

- Housing Capital Programme – £8,134,282
- General Fund Capital Programme – £366,289



Note 11.3 - Valuation Information

Name and Qualifications of Valuers

A full valuation of both housing and general fund assets has been undertaken by Darren Fabris MRICS of Kier Specialist Services as at 31 March 2021.

Basis or Bases of Valuation

The Council carries out a full valuation of its assets every five years with a desk top revaluation for each of the intervening four years. 2020/21 is a desk top revaluation year.

Non-current assets are valued in accordance with the methodologies and basis of estimation recommended by CIPFA and in accordance with the Statement of Asset Valuation Principles and Guidance Notes issued by The Royal Institution of Chartered Surveyors (RICS).

Assets have been valued on the following bases:

- Council houses have been valued on an existing use value for social housing basis. For 2020/21 this equates to 42% of market value which was applicable from 1 April 2016 onwards.
- Land and other operational properties and assets are included in the balance sheet at current value(EUV), determined as the amount that would be paid for the asset in its existing use.
- Non-operational assets, including assets that are surplus to requirements, are included in the balance sheet at Fair Value (MV).
- Operational properties of a specialised nature are included on the balance sheet at Depreciated Replacement Cost.
- Infrastructure Assets are included in the balance sheet at historical cost, net of depreciation.
- Assets under construction are valued at cost until such time as they are brought into use. The asset will then be re-valued at that time according to the valuation method applicable to that category of asset. Assets under construction are not depreciated until they come into use.

Component Accounting

Where an item of Property, Plant and Equipment asset has major components whose cost is significant in relation to the total cost of the item, the components are depreciated separately.

Components have also been depreciated over different lives than the host (main) asset and recognised where they have a significant value when compared to the value of the host assets.

An exercise, in respect of the Housing Revenue Account, has been undertaken to establish the variance in amounts of depreciation, based on components i.e. bathrooms, kitchens, windows, heating boilers etc. and that based on two components only i.e. land and buildings. The variance in the depreciation charge is less than 2% (less than £29,000). This amount is considered not to have a material effect on the Statement of Accounts and therefore Component Accounting has not been introduced in respect of the HRA. The requirements for Component Accounting in the HRA will be reviewed each year.

Heritage Assets

The Council does not have any heritage assets other than those reported on the Balance Sheet.



Note 11.4 - Property, Plant and Equipment

Valuations of Non-current Assets Carried at Current Value

The following statement shows the progress of the Council's programme for the revaluation of non-current assets. The basis for valuation is set out in the statement of accounting policies.

Description	Council Dwellings	Other Land and Buildings	Vehicles Plant and Equipment	Infrastructure Assets	Community Assets	Surplus Assets	Assets Under Construction	Total
	£'000	£'000	£'000	£'000	£'000	£'000	£'000	£'000
Valued at historic cost	-	10,590	2,353	527	-	-	8,553	22,023
Valued at current value as at:								
31-Mar-21	163,139	14,711	-	-	439	545	-	178,834
Total	163,139	25,301	2,353	527	439	545	8,553	200,857



Note 12 - Assets Held for Sale

These relate to 7 Council dwellings nearing completion of sale under the "Right to Buy" scheme.

2019/20	Description	2020/21
£'000		£'000
347	Balance Outstanding at Start of Year	347
	Assets newly Classified as Held for sale:	
1,028	Property Plant & Equipment	605
	Assets declassified as held for sale:	
(132)	Property Plant & Equipment	(91)
(896)	Assets Sold	(514)
347	Balance Outstanding at Year End	347



Note 13 - Financial Instruments

The following categories of Financial Instruments are carried in the Balance Sheet:

Financial Assets

	Non- Current				Current				Total	
	Investments		Debtors		Investments		Debtors		Total	
	31 March 2020 £000	31 March 2021 £000	31 March 2020 £000	31 March 2021 £000	31 March 2020 £000	31 March 2021 £000	31 March 2020 £000	31 March 2021 £000	31 March 2020 £000	31 March 2021 £000
Fair value through profit and loss	13,180	17,299	9	7	28	29	-	-	13,217	17,335
Amortised cost										
Investments	2,000	13,036	-	-	25,723	19,761	-	-	27,723	32,797
Cash and cash equivalents	-	-	-	-	5,009	1,074	-	-	5,009	1,074
Trade debtors	-	-	-	-	-	-	4,282	2,855	4,282	2,855
Fair value through other comprehensive income - other	-	-	-	-	-	-	-	-	-	-
Total financial assets	15,180	30,335	9	7	30,760	20,864	4,282	2,855	50,231	54,061
Non-financial assets	-	-	-	-	-	-	-	-	-	-
Total	15,180	30,335	9	7	30,760	20,864	4,282	2,855	50,231	54,061

Financial Liabilities

	Non- Current				Current				Total	
	Borrowings		Creditors		Borrowings		Creditors		Total	
	31 March 2020 £000	31 March 2021 £000	31 March 2020 £000	31 March 2021 £000	31 March 2020 £000	31 March 2021 £000	31 March 2020 £000	31 March 2021 £000	31 March 2020 £000	31 March 2021 £000
Fair value through profit and loss	-	-	-	-	-	-	-	-	-	-
Amortised cost	78,192	76,106	637	554	2,378	2,376	6,313	7,844	87,520	86,880
Total financial liabilities	78,192	76,106	637	554	2,378	2,376	6,313	7,844	87,520	86,880
Non-financial liabilities	-	-	-	-	-	-	-	-	-	-
Total	78,192	76,106	637	554	2,378	2,376	6,313	7,844	87,520	86,880

Note 13 - Financial Instruments

13.1 Financial Instrument Balances

Financial Assets

Financial assets are classified based on a classification and measurement approach that reflects the business model for holding the financial assets and their cashflow characteristics.

There are three main classes of financial assets measured at:

- amortised cost - These represent loans and loan-type arrangements where repayments or interest and principal take place on set dates and at specified amounts.
- fair value through profit or loss (FVPL) - These assets are measured and carried at fair value. The value of these holdings can vary resulting in realised and unrealised gains and losses.
- fair value through other comprehensive income (FVOCI) - These assets are measured and carried at fair value. All gains and losses due to changes in fair value (both realised and unrealised) are recognised in the CIES as they occur.

13.2 Income, Gains and Losses

The gains and losses recognised in the Comprehensive Income and Expenditure Statement in relation to financial instruments are made up as follows:

	2019/20		2020/21	
	Surplus or Deficit on the Provision of Services £'000	Other Comprehensive income & Expenditure £'000	Surplus or Deficit on the Provision of Services £'000	Other Comprehensive Income & Expenditure £'000
Net gain/losses on;				
Investments measured at fair value through other comprehensive income	-	-	-	-
Investments measured at fair value through profit and loss	(253)	-	928	-
Total net gain/(loss)	(253)	-	928	-
Interest Revenue:				
Financial assets measured at Fair Value Through Profit & Loss	345	-	567	-
Financial assets measured at amortised cost	388	-	249	-
Other financial assets measured at fair value through other comprehensive income	-	-	-	-
Total interest revenue	733	-	816	-
Interest expense	2,489	-	2,494	-

Note 13 - Financial Instruments

13.3 Fair Value of Financial Assets

Some of the authority's financial assets are measured at fair value on a recurring basis and are described in the following table, including the valuation techniques used to measure them.

Recurring fair value measurements	Input level in fair value hierarchy	Valuation technique used to measure fair value	As At 31st March 2020	As At 31st March 2021
		£'000	£'000	£'000
Fair value Through profit and Loss				
Property Funds	2	Unadjusted quoted price in active market for identical shares	3,765	3,768
Third Party Loans	2	Unadjusted unquoted price in inactive market	7,525	11,338
Shareholdings - in Lafford Homes	3	Unadjusted unquoted price in inactive market	1,890	2,222
Total			13,180	17,328

Statutory Override on pooled investments

The Council holds a £4.0m in Property Funds which are pooled investment. As a result of the change in accounting standards for 2018/19 under IFRS 9, the Ministry for Housing, Communities and Local Government (MHCLG) have agreed a temporary override to allow English Local Authorities time to adjust their portfolio of all pooled investments by announcing a statutory override to delay implementation of IFRS 9 for five years commencing from April 2018. The Council will use the statutory override to account for any changes in the fair value on its pooled investments.

Shareholdings

The Council holds a 100% share in Lafford Homes Ltd. The shares are not traded in an active market and the fair value is calculated using a net asset approach as defined in IFRS13 Fair Value Measurement. For 2020/21 the fair value equates to £2.222m.

Loans to Third Parties

The loans to third parties relate to loans given to Lafford Homes Ltd. They are valued using both the companies past and estimated future performance, together with current market rates and shareholdings fair value. For 2020/21 this fair value is in excess of the value of the loans made.

Transfers between Levels of the Fair Value Hierarchy

There were no transfers between input levels during the year.

Changes in valuation technique

There has been no changes in the valuation techniques used during the year for the financial instruments.

Note 13 - Financial Instruments

13.4 Fair Value of Asset and Liabilities that are not measured at Fair Value (but for which fair value disclosures are required)

Except for the financial assets carried at fair value (described above), all other financial liabilities and financial assets held by the authority are carried in the balance sheet at amortised cost. The fair values calculated are as follows.

	31/03/2020		31/03/2021	
	Carrying Amount	Fair Value	Carrying Amount	Fair Value
	£'000	£'000	£'000	£'000
Financial Assets				
At Amortised Cost:				
Market Investments	32,723	32,847	32,798	33,988
Long Term Debtors	9	9	7	7
Total Financial Assets	32,732	32,856	32,805	33,995
Financial liabilities				
At Amortised Cost:				
PWLB Loans	80,570	123,448	78,482	91,465
Temporary Loans	-	-	-	-
Finance Lease Liabilities	720	720	637	637
Total Borrowings	81,290	124,168	79,119	92,102



Note 13 - Financial Instruments

Financial Assets

Where Financial Assets are due for repayment within the next twelve months the fair value is deemed to equate to the carrying amount of the financial asset. Short term debtors are carried at cost as this is a fair approximation of their value.

Financial Liabilities

The fair value is greater than the carrying amount because the Council's portfolio of loans includes a number of fixed rate loans where the interest rate payable is higher than the rates available for similar loans in the market at the balance sheet date. Short term creditors are carried at cost as this is a fair approximation of their value. Fair value hierarchy for financial assets and financial liabilities that are not measured at fair value

The fair values calculated are as follows:

The fair value of financial liabilities has been determined by reference to the Public Works Loans Board redemption rules and prevailing redemption rates as at each balance sheet date and include accrued interest.

The fair value of Public Works Loan Board (PWLB) loans of £78,191,900 measures the economic effect of the terms agreed with the PWLB compared with estimates of the terms that would be offered for market transactions undertaken at the Balance Sheet date. The difference between the carrying amount and the fair value measures the additional or reduced interest that the authority will pay over the remaining terms of the loans under the agreements with the PWLB, against what would be paid if the loans were at prevailing market rates.

However, the authority has a continuing ability to borrow at concessionary rates from the PWLB rather than from the markets. A supplementary measure of the additional interest that the authority will pay as a result of its PWLB commitments for fixed rate loans is to compare the terms of these loans with the new borrowing rates available from the PWLB. If a value is calculated on this basis, the carrying amount of £78,191,900 would be valued at £91,177,469. But, if the authority were to seek to avoid the projected loss by repaying the loans to the PWLB, the PWLB would raise a penalty charge for early redemption in addition to charging a premium for the additional interest that will not now be paid. The exit price for the PWLB loans including the penalty charge would be £106,709,313.

The fair value for loans and receivables uses the Net Present Value (NPV) approach, which provides an estimate of the value of payments in the future in today's terms. The discount rate used in the NPV calculation should be equal to the current in relation to the same instrument from a comparable lender. This will be the rate applicable in the market on the date of valuation, for an instrument with the same duration (i.e. the outstanding period from valuation date to maturity).

Note 13 - Financial Instruments

Fair value hierarchy for financial assets and financial liabilities that are not measured at fair value.

	2020/21			Total
	Quoted prices in active markets (level 1)	Other significant observable inputs (level 2)	Significant unobservable inputs (level 3)	
	£'000	£'000	£'000	£'000
Financial Liabilities				
Financial Liabilities held at amortised cost:				
Long Term Loans	-	91,465	-	91,465
Short Term Loans	-	-	-	-
Finance Lease Liabilities	-	637	-	637
Total	-	92,102	-	92,102
Financial Assets				
Financial Assets held at amortised cost:				-
Temporary Investments	-	33,988	-	33,988
Total	-	33,988	-	33,988

The Council discloses the fair value of each class of financial asset and liability so that it can be compared with the carrying amount in the balance sheet.

	2019/20			Total
	Quoted prices in active markets (level 1)	Other significant observable inputs (level 2)	Significant unobservable inputs (level 3)	
	£'000	£'000	£'000	£'000
Financial Liabilities				
Financial Liabilities held at amortised cost:				
Long Term Loans	-	123,448	-	123,448
Short Term Loans	-	-	-	-
Finance Lease Liabilities	-	720	-	720
Total	-	124,168	-	124,168
Financial Assets				
Financial Assets held at amortised cost:				-
Temporary Investments	-	32,847	-	32,847
Total	-	32,847	-	32,847

Note 13 - Financial Instruments

Accounting standards require the type of information used in fair value calculations (as classified in the hierarchy below) to be disclosed.

- Level 1 - quoted prices in active markets for identical assets or liabilities, e.g. bond prices
- Level 2 - inputs other than quoted prices that are observable for the asset or liability, e.g. interest rates or yields for similar instruments
- Level 3 - unobservable inputs, e.g. non-market data such as cash flow forecasts or estimated
- Creditworthiness

Financial liabilities and financial assets represented by loans and receivables, shareholdings and long term debtors and creditors are carried on the balance sheet at amortised cost.

Their fair value can be assessed by calculating the present value of the cash flows that will take place over the remaining term of the instruments, using the following assumptions:

Financial assets;

- Estimated ranges of interest rates at 31st March 2021 of 0.01% to 2.05% for loans receivable , based on new lending rates for equivalent loan at that date
- No early repayment or impairment is recognised.
- Where an instrument will mature in the next 12 months, carrying amount is assumed to approximate to fair value.
- The fair value of trade and other receivables is taken to be the invoiced or billed amount.

Financial liabilities;

Estimated ranges of interest rates at 31st March 2021 of 1.76% to 7.125% for loans from the PWLB

No early repayment is recognised.

Where an instrument will mature in the next 12 months, carrying amount is assumed to approximate to fair value.

	31st March 2021		
	Unquoted Shares	Other	Total
	£000	£000	£000
Opening Balance	1,890	-	1,890
Transfers Into Level 3	-	-	-
Transfers Out Of Level 3	-	-	-
Total Gains or losses for the period:			
Included in the surplus or deficit on the provision of services	332	-	332
Included in other comprehensive income and expenditure	-	-	-
Additions	-	-	-
Disposals	-	-	-
Closing Balance	2,222	-	2,222

Gains and Losses included in the surplus or deficit on the provision of services for the current year relate to the unquoted shares in Lafford Homes Ltd.

Note 14 - Debtors

An analysis of debtors is shown below:-

2019/20	Description	2020/21
£'000		£'000
997	Central government bodies	6,630
1,111	Other local authorities	1,319
4,823	All other	5,393
6,931		13,342
(1,831)	Less provision for bad debts	(1,529)
5,100	Total	11,813

Note 14A - Debtors for Local Taxation

The past due but not impaired amount for local taxation (council tax and non-domestic rates) can be analysed by age as follows:

2019/20	Description	2020/21
£'000		£'000
17	Less than three months	15
39	three to six months	35
72	Six months to one year	58
764	More than one year	1,170
892	Total	1,278



Note 15 - Cash and Cash Equivalents

The balance of cash and cash equivalents is made up of the following elements:

3/31/2020	Description	3/31/2021
£'000		£'000
9	Bank current accounts	1,074
5,000	Money Market funds	-
5,009	Total	1,074

Note 16 - Creditors

An analysis of creditors is shown below:

2019/20	Description	2020/21
£'000		£'000
2,357	Central government bodies	10,019
3,833	Other local authorities	3,026
4,224	Other entities and individuals	5,312
10,414	Total	18,357



Note 17 - Provisions

The Council is responsible for any refunds relating to back-dated Non Domestic Rates appeals. The total provision which the Council believes it is necessary to make with regard to outstanding business rate appeals is £0.9m. This represents the share of the appeals provision which relates to North Kesteven District Council only.

Description	2020/21
	£'000
Balance at 1 April 2020	(314)
Additional provisions made	(747)
Amounts used	132
Amounts reversed unused	39
Balance at 31 March 2021	(890)



Note 18 - Unusable Reserves

2019/20	UNUSABLE RESERVES	2020/21
£'000		£'000
12,982	Revaluation Reserve	13,813
102,139	Capital Adjustment Account	115,378
(235)	Financial Instruments Adjustment Account	(261)
10	Deferred Capital Receipts Reserve	8
(37,766)	Pensions Reserve	(50,877)
850	Collection Fund Adjustment Account	(4,308)
(216)	Accumulated Absences Account	(302)
77,764	Balance at 31st March	73,451

Revaluation Reserve

The Revaluation Reserve contains the gains made by the Council arising from increases in the value of its Property, Plant and Equipment. The balance is reduced when assets with accumulated gains are:

- Revalued downwards or impaired and the gains are lost
- Used in the provision of services and the gains are consumed through depreciation, or
- Disposed of and the gains realised

The reserve contains only revaluation gains accumulated since 1st April 2007, the date that the reserve was created. Accumulated gains arising before that date are consolidated into the balance on the Capital Adjustment Account.

2019/20	REVALUATION RESERVE	2020/21
£'000		£'000
12,397	Balance at 1st April	12,982
809	Upward revaluation of assets	1,343
(45)	Downward revaluation of assets and impairment losses not charged to the surplus/deficit on the provision of services	(331)
764		1,012
(179)	Amount written off to the Capital Adjustment Account	(181)
12,982	Balance at 31st March	13,813

Capital Adjustment Account - CAA

The Capital Adjustment Account absorbs the timing differences arising from the different arrangements for accounting for the consumption of non-current assets and for financing the acquisition, construction or enhancement of those assets under statutory provisions. The account is debited with the cost of acquisition, construction or enhancement as depreciation, impairment losses and amortisations are charged to the Comprehensive Income and Expenditure Statement (with reconciling postings from the Revaluation Reserve to convert fair value figures to a historical cost basis). The account is credited with amounts set aside by the Council as finance for the costs of acquisition, construction and subsequent costs. The account contains accumulated gains and losses on investment properties and gains recognised on donated assets, where applicable, that have yet to be consumed by the Council. The account also contains revaluation gains accumulated on Property, Plant and Equipment before 1 April 2007, the date that the Revaluation Reserve was created to hold such gains. Note 9 provides details of the source of all the transactions posted to the Account, apart from those involving the Revaluation Reserve.

2019/20	CAPITAL ADJUSTMENT ACCOUNT	2020/21
£'000		
103,557	Balance at 1st April	102,139
	Reversal of items relating to capital expenditure debited or credited to the Comprehensive Income and Expenditure Statement re:	
(5,909)	Charges for depreciation and impairment of non-current assets	(5,634)
(280)	Revaluation (gain)/loss on property, plant and equipment	6,828
(28)	Amortisation of intangible assets	-
(608)	Revenue expenditure funded from capital under statute	(1,007)
(18)	Credit Loss on Loans/Shares Funded by Capital	955
(896)	Amounts of non-current assets written off on disposal or sale as part of the gain or loss on disposal to the Comprehensive Income and Expenditure Statement	(514)
95,818		102,767
178	Adjusting amounts written out of the Revaluation Reserve	180
95,996		102,947
	Net written out amount of the cost of non-current assets consumed in the year	
	Capital Financing applied in the year re:	
574	Use of the Capital Receipts Reserve to finance new capital expenditure	821
221	Use of the Major Repairs Reserve to finance new capital expenditure	4,523
2,086	HRA Voluntary Contribution	2,086
843	Capital Grants and Contributions credited to the Comprehensive Income and Expenditure Statement that have been applied to capital financing	1,859
269	Application of grants to capital financing from the Capital Grants Unapplied Account including developers contributions	-
510	Statutory provisions for the financing of capital investment charged against the General Fund	415
1,640	Capital Expenditure charged against the General Fund and HRA balances	2,727
6,143		12,431
102,139	Balance at 31st March	115,378

Pension Reserve

The Pensions reserve absorbs the timing differences arising from the different arrangements for accounting for post-employment benefits and for funding benefits in accordance with statutory provisions. The Council accounts for post-employment benefits in the Comprehensive Income and Expenditure Statement as the benefits are earned by employees accruing years of service, updating the liabilities recognised to reflect inflation, changing assumptions and investment returns on any resources set aside to meet the costs. However, statutory arrangements require benefits earned to be financed as the Council makes employer's contributions to pension funds or eventually pays any pensions for which it is directly responsible. The debit balance on the Pensions Reserve therefore shows a substantial shortfall in the benefits earned by past and current employees and the resources the Council has set aside to meet them. The statutory arrangements will ensure that funding will have been set aside by the time benefits come to be paid.

2019/20	PENSION RESERVE	2020/21
£'000		£'000
(42,773)	Balance at 1st April	(37,766)
7,952	Remeasurement of the net defined benefit liability/(assets)	(11,339)
(5,293)	Reversal of items relating to retirement benefits debited or credited to the surplus or deficit on the provision of services in the Comprehensive Income and Expenditure Statement	(4,401)
2,348	Employers pension contributions and direct payments to pensioners payable in the year	2,629
(37,766)	Balance at 31st March	(50,877)



Collection Fund Adjustment Account

The Collection Fund Adjustment Account manages the differences arising from the recognition of council tax and non-domestic rates income in the Comprehensive Income and Expenditure Statement as it falls due from council tax payers and business rates payers compared with the statutory arrangements for paying across amounts to the General Fund from the Collection Fund.

2019/20	COLLECTION FUND ADJUSTMENT ACCOUNT	2020/21
£'000		£'000
2,478	Balance at 1st April	850
(1,628)	Amount by which council tax and non-domestic rates income credited to the Comprehensive Income and Expenditure Statement is different from council tax and non-domestic rates income calculated for the year in accordance with statutory requirements	(5,158)
850	Balance at 31st March	(4,308)

3. Notes

Note 19 - Cashflow Operating Activities

The cash flows for operating activities include the following items:

2019/20	Operating Activities	2020/21
£'000	Note A	£'000
552	Net surplus or deficit on the provision of services	13,349
	Capital activities	
3,081	Depreciation	3,184
3,108	Impairment or downward valuations	(4,378)
28	Amortisation	-
(60)	Increase/(decrease) in interest creditors	(2)
3,472	Increase/(decrease) in creditors	4,749
(104)	(Increase)/decrease in interest debtors	(39)
(298)	(Increase)/decrease in debtors	257
253	Movement in Investments classified as Fair value through the P&L	(928)
(2)	(Increase)/decrease in inventories	(7)
2,945	Movement in pension liability	1,772
(91)	Contributions to/(from) provisions	576
896	Carrying amount of non current assets sold	514
13,228		5,698
	Adjust for items included in the net surplus or deficit on the provision of services that are investing or financing activities	
(1,144)	Capital grants that are credited to surplus or deficit on the provision of services	(2,653)
(1,377)	Proceeds from the sale of property plant and equipment , investment property and intangible assets	(721)
(2,521)		(3,374)
(2,521)	Net cash flows from operating activities	15,673
2019/20	Operating Activities	2020/21
£'000	Interest - Note B	£'000
733	Ordinary interest received	816
78	Opening debtor	182
(182)	Closing debtor	(221)
629	Interest Received	777
(2,489)	Interest charged for the year	(2,494)
(353)	Opening creditor	(2)
293	Closing creditor	-
(2,549)	Interest Paid	(2,496)

Note 20 - Cashflow Investing Activities

2019/20	Investing Activities	2020/21
£'000	Note C	£'000
(6,469)	Property, plant and equipment purchased	(10,429)
-	Purchase of New Finance Leases	-
(1,168)	Opening capital creditors	(430)
430	Closing capital creditors	817
(7,207)	Purchase of property plant and equipment, investment property, and intangible assets	(10,042)
(41,570)	Purchase of short term investments	(21,570)
(4,000)	Purchase of long term investments	(11,041)
(2,578)	Purchase of Investments in Subsidiaries	(3,269)
(48,148)	Purchase of short and long term investments	(35,880)
(413)	Long term loans granted - capital grants repaid	-
1,379	Proceeds from the sale of property plant and equipment, investment property, and intangible assets	723
29,000	Proceeds from short term and long term investments	27,653
2,518	Capital grants received	2,653
(22,871)	Net cash from investing activities	(14,893)
Treasury Management Transactions During the Year:-		
207,485	Out to investments	158,313
199,087	Back from investments	152,683

Note 21 - Financing Activities and Cash Balances

2019/20	Financing Activities	2020/21
£'000	Note D	£'000
7,500	Cash receipts of short-term and long-term borrowing	-
87	Billing authorities - Council tax and NNDR adjustments	(2,545)
(2,198)	Repayment of short-term and long-term borrowing	(2,086)
(96)	Payments for the reduction of a finance lease liability	(83)
5,293	Net cash flows from financing activities	(4,714)
2019/20	Make up of Cash and Cash Equivalents	2020/21
£'000	Note E	£'000
9	Cash and bank balances	1,074
5,000	Cash investments-regarded as cash equivalents	-
5,009	Total	1,074



Reconciliation of Liabilities Arising from Financing Activities

Reconciliation of liabilities arising from financing activities	2020/21	Financing Cash Flows	Non-Cash Changes		2020/21
			Acquisition	Other Non-cash changes	
Note F	£'000	£'000	£'000	£'000	£'000
Long Term Borrowings	78,192	(2,086)	-	-	76,106
Short Term Borrowings	2,379	-	-	(3)	2,376
Lease Liabilities	-	-	-	-	-
Total Liabilities arising from financing activities	80,571	(2,086)	-	(3)	78,482

	2019/20	Financing Cash Flows	Non-Cash Changes		2019/20
			Acquisition	Other Non-cash changes	
	£'000	£'000	£'000	£'000	£'000
Long Term Borrowings	72,777	5,415	-	-	78,192
Short Term Borrowings	2,439	-	-	(60)	2,379
Lease Liabilities	-	-	-	-	-
Total Liabilities arising from financing activities	75,216	5,415	-	(60)	80,571

Note 22 - Members Allowances

The Council paid the following amounts to Members of the Council during the year.

2019/20	Description	2020/21
£'000		£'000
292	Allowances	307
4	National Insurance	4
18	Car and Travel Allowances	-
314	Total	311

Note 23 - Officers Remuneration

The remuneration paid to the Council's senior employees is as follows:

Post Title		Note	Salary, Fees & Allowances	Benefits in Kind (eg Lease Car, Private Medical Insurance)	Compensation for Loss of Office	Pension Contribution	Total
			£	£	£	£	£
Chief Executive	2020/21	1	126,907	454	-	21,543	148,904
	2019/20		120,249	454	-	19,418	140,121
Deputy Chief Executive	2020/21		101,428	454	-	17,654	119,536
	2019/20		97,017	454	-	15,631	113,102
Director of Resources	2020/21		97,756	454	-	16,935	115,145
	2019/20		93,499	454	-	15,083	109,036
Head of Corporate and Customer Services	2020/21		75,243	454	-	13,073	88,770
	2019/20		71,977	454	-	11,575	84,006
Head of Housing and Property Services	2020/21		73,123	6,600	-	12,842	92,565
	2019/20		69,913	7,561	-	11,370	88,844
Economy and Place Director	2020/21	1	85,030	454	-	14,509	99,993
	2019/20		79,773	454	-	12,846	93,073
Head of Environment and Public Protection	2020/21		73,930	454	-	12,842	87,226
	2019/20		70,720	454	-	11,370	82,544
Head of Finance	2020/21		75,243	303	-	13,073	88,619
	2019/20		71,977	-	-	11,575	83,552

Notes

1. Includes payment for annual leave not taken in year

Remuneration band	2019/20 Number of employees	2020/21 Number of employees
£50,000 to £54,999	6	2
£55,000 to £59,999	2	6
£60,000 to £64,999	-	3
£65,000 to £69,999	-	1
£70,000 to £74,999	3	1
£75,000 to £79,999	1	4
£80,000 to £84,999	1	-
£85,000 to £89,999	-	1
£90,000 to £94,999	1	-
£95,000 to £99,999	1	1
£100,000 to £104,999	-	1
£105,000 to £109,999	-	-
£110,000 to £114,999	-	-
£115,000 to £119,999	-	-
£120,000 to £124,999	1	-
£125,000 to £129,999	-	1
Total	16	21

The remuneration values in bandings are attributable to individual employees rather than posts therefore any employee moving from one post to another within the Council would have their earnings from each post added together to arrive at total remuneration. The above tables are complimentary to each other and individual employees may feature in both. There were no officers who received remuneration in excess of £150,000.

Exit Payments

The numbers of exit packages with total cost per band and total cost of the compulsory and other redundancies are set out in the table below.

Exit Package cost band (including special payments)	Number of compulsory redundancies		Number of other departures agreed		Total number of exit packages by cost band		Total cost of exit packages in each band	
	2019/20	2020/21	2019/20	2020/21	2019/20	2020/21	2019/20	2020/21
£0 - £20,000	2	-	7	4	9	4	32,297	10,100
£20,001 - £40,000	-	-	-	-	-	-	-	-
£40,001 - £60,000	-	-	-	-	-	-	-	-
Total	2	-	7	4	9	4	32,297	10,100

Note 24 - External Audit Costs

The Council has incurred the following costs in relation to the audit of the Statement of Accounts, certification of grant claims and statutory inspections, and to non-audit services provided by the Council's external auditors.

Description	2019/20	2020/21
	£'000	£'000
Fees payable with regard to external audit services carried out by the appointed auditor for the year	30	53
Fees payable for the certification of grant claims and returns for the year	12	12
Total	42	65



Note 25 - Grant Income

The Council credited the following grants, contributions and donations to the Comprehensive Income and Expenditure Statement in 2020/21

Description	2019/20	2020/21
Credited to Taxation and Non-specific Grant Income and Expenditure	£'000	£'000
Homes England Grant	286	1,550
New Homes Bonus	1,965	1,906
COVID - Sales, Fees & Charges	-	198
COVID - New Burdens	-	355
COVID funding	-	1,469
Rural Services Delivery Grant	360	360
S31 Grant	1,457	5,562
Other grants	26	190
Total Taxation and Non-specific Grant Income and Expenditure	4,094	11,590
Credited to Net Cost of Services		
Additional Restrictions Support Grant	-	2,726
Council Tax Hardship Fund	-	515
Council Tax admin and Small Businesses grant	227	232
Disabled Facility Grants	802	910
Discretionary Grant Fund	-	1,035
Discretionary Housing Grant	107	173
Election Voter ID Pilot	51	-
Flexible Homelessness Support Grant	140	184
Heritage Lottery Fund - Mrs Smiths Cottage	123	47
Housing Benefits Rent Administration	202	197
Housing Benefits New Burdens Grant	95	51
Leisure Grants	351	447
Rent Allowance Subsidy	7,852	7,303
Rent Rebates Subsidy	6,908	6,271
Test and Trace Support Payments	-	85
UK Resettlement Programmes	220	115
Other grants	269	371
Total Net Cost of Service	17,347	20,662
Total	21,441	32,252

S106

The Council has received a number of Section 106 grants that have yet to be recognised as income as they have conditions attached to them that will require the monies to be returned if not met. The balances at the year end are as follows:

Description	2019/20		2020/21	
	Current Liabilities	Long Term Liabilities	Current Liabilities	Long Term Liabilities
	£'000	£'000	£'000	£'000
Held in Balance Sheet as				
Conditions not yet met				
Play Equipment / Open Spaces	-	796	4	894
Affordable Housing	-	218	-	218
Education	-	1,512	-	2,949
Other	3	524	-	606
Total Grants with Conditions not yet met	3	3,050	4	4,667



Note 26 – Related Party Transactions

The Council is required to disclose material transactions with related parties – bodies or individuals that have the potential to control or influence the Council or to be controlled or influenced by the Council. Disclosure of these transactions allows readers to assess the extent to which the Council might have been constrained in its ability to operate independently or might have secured the ability to limit another party's ability to bargain freely with the Council.

UK Central Government

The UK Central Government has significant influence over the general operations of the Council – it is responsible for providing the statutory framework within which the Council operates, provides the majority of its funding in the form of grants and prescribes the terms of many of the transactions that the Council has with other parties (e.g. council tax bills, housing benefits). Grants received from Government departments are set out in the subjective analysis in Note 25 on reporting for resources allocation decisions.

Members and Officers


Members of the Council have direct control over the Council's financial and operating policies. The total of Members' allowances paid in 2020/21 is shown in Note 22. During 2020/21 the Council issued to all Members, Corporate Management Team and Senior Management Team a request to disclose any related party transactions which have been completed.

Members and officers have not disclosed any material transactions with related parties other than the Deputy Chief Executive and the Head of Finance who are Directors of the wholly owned Lafford Homes Ltd house building company. Full details of the company can be found on the Group accounts section of the accounts.

Entities Controlled or Significantly Influenced by the Council

There are no entities that are controlled by or significantly influenced by the Council. However, the Council does support in the way of revenue grants a number of bodies, pays levies to drainage boards and acts as the responsible body (provision of administration and accountancy support) for a number of bodies/ projects. Transactions with other such bodies are set out opposite:

2019/20	Description	2020/21
£'000		£'000
196	Upper Witham Drainage Board	215
230	Witham First Drainage Board	250
68	Black Sluice Drainage Board	69
28	Trent Valley Drainage Board	30
522	Drainage Board Levies Paid	564
3,190	Parish/Town Councils	3,404
61	Citizens Advice Bureau	61
273	Shared Legal Services	258
4,046	Included within the Council's expenditure	4,287
104	Central Lincolnshire Joint Strategic Planning Unit	115
104	Bodies where the Council acts as the responsible body	115
4,150	Total	4,402



Note 27 – Capital Financing Requirement

The total amount of capital expenditure incurred in the year is shown in the table below (including the value of assets acquired under finance leases), together with the resources that have been used to finance it. Where capital expenditure is to be financed in future years by charges to revenue as assets are used by the Council, the expenditure results in an increase in the Capital Financing Requirement (CFR), a measure of the capital expenditure incurred historically by the Council that has yet to be financed.

2019/20	Description	2020/21
£'000		£'000
80,535	Opening capital financing requirement	84,048
	Capital expenditure:	
6,470	Property, Plant and Equipment	10,429
2,578	Investment In Subsidiary	3,270
608	Revenue Expenditure Funded from Capital under Statute	1,007
9,656	Asset Movement in Year	14,706
	Capital financing:	
(574)	Capital Receipts	(821)
(1,112)	Government Grants and other contributions	(1,859)
(1,640)	Sums set aside from revenue	(2,727)
(221)	Contribution from MRR	(4,523)
(510)	Minimum Revenue Provision (MRP)	(416)
(2,086)	Voluntary Revenue Provision in respect of HRA debt	(2,086)
-	Repayment of subsidiary investment	(78)
(6,143)	Financing in Year	(12,510)
84,048	Closing capital financing requirement	86,244
3,513	Movements in year	2,196
3,513	Increase / (decrease) in underlying need for unsupported borrowing	2,196
-	Assets acquired under Finance Leases	-
3,513	Increase/(decrease) in capital financing requirement	2,196



Note 28 - Council as lessee

28.1 Finance Leases

The following assets are held under finance leases by the Council, accounted for as part of the Non-Current Assets. The value is carried in the balance sheet at the following net amounts.

Description	2019/20 £'000	2020/21 £'000
Other Land and Buildings	188	112
Vehicles, Plant and Equipment	-	-
Value at 31 March	188	112

The Council is committed to making minimum payments under these leases comprising settlement of the long term liability for the interest in the property acquired by the Council and the finance costs that will be payable by the Council in future years while the liability remains outstanding. The minimum lease payments (MLP) are made up of the following amounts:

Description	Other Land and Buildings		Vehicles, Plant & Equip		Total	Total
	2019/20 £'000	2020/21 £'000	2019/20 £'000	2020/21 £'000	2019/20 £'000	2020/21 £'000
Finance lease liabilities (net present value of minimum lease payments):						
Current (net present value of MLP)	83	83	-	-	83	83
Non-Current (NPV of MLP)	636	553	-	-	636	553
Finance Costs payable in future years	107	93	-	-	107	93
Minimum Lease Payments (MLP)	826	729	-	-	826	729

The minimum lease payments will be payable over the following periods:

Description	Minimum Lease Payments		Finance Lease Liabilities	
	31/03/20 £'000	31/03/21 £'000	31/03/20 £'000	31/03/21 £'000
Not later than one year	97	97	83	83
Later than one year but not later than five years	387	387	334	334
Later than five years	342	245	303	219
Total	826	729	720	636

Note 28 - Council as lessee

28.2 Operating Leases

The Council has acquired a number of buildings under operating leases and is committed at 31 March 2021 to making payments of £453,475 (£600,827 in 2019/20) comprising the following elements:

Description	3/31/2020 £'000	3/31/2021 £'000
Not later than one year	147	147
Later than one year but not later than five years	339	249
Later than five years	115	57
Total Commitments at 31st March	601	453

Note 29 - Termination Benefits

The Council terminated the contracts of a number of employees in 2020/21, incurring liabilities of £10,100 (£32,297 in 2019/20) – see note 23 for the number of exit packages and total cost per band.



Note 30 – Defined Benefit Pension Schemes

The Local Government Pension Scheme (LGPS) is a defined benefit statutory scheme, administered in accordance with the Local Government Pension Scheme (Benefits, Membership and Contributions) Regulations 2007, the Local Government Pension Scheme (Administration) Regulations 2008 and the Local Government Pension Scheme (Transitional Provisions) Regulations 2008. It is contracted out of the State Second Pension.

The Pension Fund is administered by Lincolnshire County Council who contracted the day to day administration of the fund to West Yorkshire Pension Fund (WYPF). Lincolnshire County Council continue to undertake the investment of the pension fund assets.

The key risk to the Council is the future payments that need to be made to pensioners under the defined benefit scheme and making sure these are adequately funded. Therefore, a professional Actuary is engaged by the County Council to assess the likely asset returns and future liabilities of the Council's sub fund within the overall Lincolnshire Pension Fund. The current Actuary is Barnett Waddingham. The following notes are based on the assumptions and reports received from the Actuary as at 31 March 2021. A full revaluation exercise is undertaken every 3 years, and this exercise was undertaken as at 31 March 2019, the next triennial review being due 31 March 2022.

The Council can also make discretionary enhancements in accordance with its agreed policies. The additional costs resulting from historically awarding such discretions are included in the tables below.

30.1 Participation in Pension Schemes

As part of the terms and conditions of employment of its officers, the Council makes contributions towards the cost of post-employment. Although these benefits will not actually be payable until employees retire, the Council has a commitment to make the payments that need to be disclosed at the time that employees earn their future entitlement.

The Council participates in the Local Government Pension Scheme for employees, administered by Lincolnshire County Council. This is a funded defined benefit final salary scheme, meaning that both the Council and the employee pay contributions into a fund, calculated at a level intended to balance the pension liabilities with investment assets.

30.2 Transactions Relating to Post-Employment Benefits

We recognise the cost of retirement benefits in the reported cost of services when they are earned by employees, rather than when the benefits are eventually paid as pensions. However, the charge we are required to make against council tax is based on the cash payable in the year, so the real cost of post-employment/retirement benefits is reversed out of the General Fund (and Housing Revenue Account) via the Movement in Reserves Statement. The following transactions have been made in the Comprehensive Income and Expenditure Statement and the General Fund Balance via the Movement in Reserves Statement during the year;

Comprehensive Income and Expenditure Statement and the General Fund Balance via the Movement in Reserves Statement during the year;

	Local Government Pension Scheme £'000	
	2019/20	2020/21
Cost of services:		
Service cost comprising:		
▪ current service costs	4,242	3,514
▪ administrative costs	-	48
Financing and investment income and expenditure		
Net interest expense	1,051	839
Total Post-employment Benefits charged to the Surplus or Deficit on the Provision of Services	5,293	4,401
Other Post-employment Benefits charged to the Comprehensive Income and Expenditure Statement		
Remeasurement of the net defined benefit liability comprising:		
▪ Return on plan assets (excluding the amount included in the net interest expense)	8,092	(13,343)
▪ Actuarial gains and losses arising on changes in demographic assumptions	(3,864)	(1,135)
▪ Actuarial gains and losses arising on changes in financial assumptions	(9,815)	26,990
▪ Other (if applicable)	(2,365)	(1,173)
Total remeasurement recognised in other comprehensive income and expenditure	(7,952)	11,339
Total Post-employment Benefits charged to the Comprehensive Income and Expenditure Statement	(2,659)	15,740
Movement in Reserves Statement		
Reversal of net charges made to the Surplus or Deficit on the Provision of Services for post employment benefits in accordance with the Code	2,945	1,772
Adjusting reversal of net charges made to the Surplus or Deficit on the Provision of Services for post employment benefits in accordance with the Code	-	-
Actual amount charged against the General Fund Balance for pensions in the year:		
Employers' contributions payable to scheme	2,348	2,629

3. Notes

Pension Assets and Liabilities

30.3 Pension Assets and Liabilities Recognised in the Balance Sheet

The amount included in the Balance Sheet arising from the authority's obligation in respect of its defined benefit plan is as follows:

	Local Government Pension Scheme £'000	
	2019/20	2020/21
Present value of the defined benefit obligation	(96,329)	(124,708)
Fair value of plan assets	58,563	73,831
Net liability arising from defined benefit obligation	(37,766)	(50,877)

Reconciliation of the Movements in the Fair Value of Scheme (Plan) Assets

	Local Government Pension Scheme £'000	
	2019/20	2020/21
Opening fair value of scheme assets	64,718	58,563
Interest income	1,561	1,354
Remeasurement gain/(loss):		
The return on plan assets, excluding the amount included in the net interest expense	(8,092)	13,295
Contributions from employer	2,292	2,574
Contributions from employees into the scheme	607	673
Benefits paid	(2,523)	(2,628)
Contribution re unfunded benefits	56	55
Unfunded benefits paid	(56)	(55)
Closing fair value of scheme assets	58,563	73,831

Reconciliation of Present Value of the Scheme Liabilities (Defined Benefit Obligation)

	Funded Liabilities: Local Government Pension Scheme £'000	
	2019/20	2020/21
Opening balance at 1 April	107,491	96,329
Current service cost	4,242	3,514
Interest cost	2,612	2,193
Contributions from scheme participants	607	673
Remeasurement (gains) and losses:		
Actuarial gains/losses arising from changes in demographic assumptions	(3,864)	(1,135)
Actuarial gains/losses arising from changes in financial assumptions	(9,815)	26,990
Other (if applicable)	(2,365)	(1,173)
Past service cost	-	-
Benefits paid	(2,523)	(2,628)
Unfunded benefits paid	(56)	(55)
Closing balance at 31 March	96,329	124,708

Local Government Pension Scheme assets comprised

	Fair Value of Scheme Assets			
	2019/20		2020/21	
	Quoted in active market	Not quoted in active market	Quoted in active market	Not quoted in active market
Fixed Interest Government Securities				
UK	1.3%	0.0%	1.1%	0.0%
Overseas	0.0%	0.0%	0.0%	0.0%
Index Linked Government Securities				
UK	2.0%	0.0%	1.7%	0.0%
Overseas	0.0%	0.0%	0.0%	0.0%
Corporate Bonds				
UK	11.5%	0.0%	9.8%	0.0%
Overseas	0.0%	0.0%	0.0%	0.0%
Equities				
UK	15.8%	0.0%	16.0%	0.0%
Overseas	38.4%	0.0%	40.5%	0.0%
Property				
All	8.5%	0.1%	7.0%	0.2%
Others				
Hedge fund	0.0%	3.5%	0.0%	2.9%
Private Equity	0.0%	6.4%	0.3%	6.6%
Infrastructure	0.1%	3.0%	0.5%	2.7%
Commodities	0.3%	0.2%	0.5%	0.0%
Bonds	3.9%	0.0%	3.2%	0.0%
Private Debt	0.0%	1.2%	0.0%	1.2%
Other Diversified Alternatives	1.4%	0.5%	1.6%	0.3%
Forward Currency Contracts	0.0%	0.4%	0.0%	-0.1%
Cash/Temporary Investments	1.3%	0.0%	4.4%	0.0%
Net Current Assets				
Debtors	0.2%	0.0%	0.1%	0.0%
Creditors	0.0%	0.0%	0.0%	-0.4%
Total	84.7%	15.3%	86.7%	13.4%

Basis for estimation

30.4 Basis for Estimating Assets and Liabilities

Liabilities have been assessed on an actuarial basis using the projected unit credit method, an estimate of the pensions that will be payable in future years dependent on assumptions about mortality rates, salary levels, etc.

Both the Local Government Pension Scheme and discretionary benefits liabilities have been estimated by Barnett Waddingham, an independent firm of actuaries, estimates for Lincolnshire County Council Fund being based on the latest full valuation of the scheme as at 31 March 2019.

The significant assumptions used by the actuary have been:

Description	2019/20	2020/21
Mortality assumptions		
• Longevity at 65 for current pensioners:		
• Men	21.4	21.1
• Women	23.7	23.6
• Longevity at 65 for future pensioners:		
• Men	22.4	22.0
• Women	25.2	25.0
Rate of increase in salaries	2.20%	3.15%
Rate of increase in pensions	1.90%	2.85%
Rate for discounting scheme liabilities	2.30%	2.00%



3. Notes

The estimation of the defined benefit obligations is sensitive to the actuarial assumptions set out in the table above. The sensitivity analyses below have been determined based on reasonably possible changes of the assumptions occurring at the end of the reporting period and assumes for each change that the assumption analysed changes while all the other assumptions remain constant. The assumptions in longevity, for example, assume that life expectancy increases or decreases for men and women. In practice, this is unlikely to occur, and changes in some of the assumptions may be interrelated. The estimations in the sensitivity analysis have followed the accounting policies for the scheme, i.e. on an actuarial basis using the projected unit credit method. The methods and types of assumptions used in preparing the sensitivity analysis below did not change from those used in the previous period.

Sensitivity Analysis	£000s	£000s	£000s
Adjustment to discount rate	0.1%	0.0%	-0.1%
Present value of total obligation	122,049	124,708	127,429
Projected service cost	4,779	4,918	5,062
Adjustment to long term salary increase	0.1%	0.0%	-0.1%
Present value of total obligation	125,121	124,708	124,300
Projected service cost	4,921	4,918	4,916
Adjustment to pensions increase and deferred revaluation	0.1%	0.0%	-0.1%
Present value of total obligation	126,990	124,708	122,476
Projected service cost	5,060	4,918	4,780
Adjustment to life expectancy assumptions	+ 1 Year	None	- 1 Year
Present value of total obligation	130,690	124,708	119,011
Projected service cost	5,148	4,918	4,698

Impact on the Authority's Cash Flows			
--------------------------------------	--	--	--

The objectives of the scheme are to keep employers' contributions at as constant a rate as possible. The County Council has agreed a strategy with the scheme's actuary to achieve a funding level of 100% over a 3 year period. Funding levels are monitored on an annual basis. The next triennial valuation is due to be completed on 31 March 2022.

The Council anticipates paying £2.668m contributions to the scheme in 2021/22.

Note 31 – Contingent Liabilities

There are no contingent liabilities to declare. (£nil as at 31st March 2020).

Note 32 – Contingent Assets

The Council is involved in a scheme to provide affordable housing to certain nominated purchasers. This was achieved by deferring payment for the land element of the property. The land value was calculated as a percentage of the original sale price. Upon subsequent sale to a non-nominated purchaser, the land percentage of the sale price will be repaid to the Council. This amount will be dealt with as a capital receipt.

The timing of such receipts is uncertain therefore the Council has decided to deal with the outstanding equity as a contingent asset. The value of this equity as at 31st March 2021 is £365,887 (£366,835 as at 31st March 2020).

Note 33 - Nature and Extent of Risks Arising from Financial instruments

33.1 Nature and Extent of Risks Arising from Financial Instruments and how the Council Manages those Risks

The Council's activities expose it to a variety of financial risks, including:

- Credit risk – the possibility that other parties might fail to pay amounts due to the Council.
- Liquidity risk – the possibility that the Council might not have funds available to meet its commitments to make payments.
- Market risk - the possibility that financial loss might arise for the Council as a result of changes in such measures as interest rates and stock market movements.

33.1.1 Overall Procedures for Managing Risk

The Council's overall risk management programme focuses on the unpredictability of financial markets and seeks to minimise potential adverse effects on the resources available to fund services. Risk management is carried out by a central treasury team, under policies approved by the Council in the annual treasury management strategy. The Council provides written principles for overall risk management, as well as written policies covering specific areas, such as interest rate risk, credit risk and the investment of surplus cash.



33.1.2 Credit Risk

Credit risk arises from deposits with banks and financial institutions, as well as credit exposures to the Council's customers.

This risk is minimised through the Annual Treasury Management Strategy, which requires that deposits are not made with financial institutions unless they meet identified minimum credit criteria, in accordance with Fitch & Moody's and Standard & Poor's Credit Ratings Services. The Annual Treasury Management Strategy also imposes a maximum amount and time limits in respect of each financial institution. Deposits are not made with banks and financial institutions unless they meet the minimum requirements of the investment criteria outlined above. Additional selection criteria are also applied after this initial criterion is applied.

The full investment strategy for 2020/21 was approved by Full Council on 3rd March 2020 and is available on the Council's website.

Customers for goods and services are assessed, taking into account their financial position, past experience and other factors, with individual credit limits being set in accordance with internal ratings in accordance with parameters set by the Council.

The following analysis summarises the Council's maximum exposure to credit risk. The table (composite defaults from Fitch & Moody's and Standard & Poor's) gives details of global corporate finance average cumulative default rates (including financial organisations) for the period since at least 1990 to 2020. Defaults shown are by long term rating category on investments out to one year, which were the most commonly held investments during the year.

The Council maintains strict credit criteria for investment counterparties. As a result of these high credit criteria, we have maintained historical default rates as a good indicator under these current conditions. No credit limits were exceeded during the reporting period and the Council does not expect any losses from non-performance by any of its counterparties in relation to deposits and bonds.

Credit Risk Exposure

The Council has the following exposure to credit risk at 31 March 2021

	Credit Risk Rating	Gross Carrying Amount £'000	Potential Credit Risk £'000
12 Month Expected Credit Losses			
AAA rated counterparties	0.04%	20,606	-
AA rated counterparties	0.02%	-	-
A rated counterparties	0.05%	8,325	6
BBB rated counterparties	0.15%	6,000	14
BB rated counterparties	0.65%	-	-
Local Authorities	0.00%	-	-
Other institutions	18.96%	13,624	-
Total		48,555	20

The Council does not generally allow extended credit for customers, but some of the current balance is past its due date for payment.

The past due date amount can be analysed as follows;

	31/03/2020 £'000	31/03/2021 £'000
Less than one months	192	143
One to six months	227	31
Six months to one year	13	58
More than one year	157	183
Total	589	415

Collateral - During the reporting period the Council held no collateral as security

33.1.3 Liquidity Risk

The Council manages its liquidity position through the risk management procedures above (the setting and approval of prudential indicators and the approval of the treasury and investment strategy reports), as well as through a comprehensive cash flow management system, as required by the CIPFA Code of Practice. This seeks to ensure that cash is available when it is needed.

The Council has ready access to borrowings from the Money Markets to cover any day to day cash flow need, and whilst the PWLB provides access to longer term funds, it also acts as a lender of last resort to councils (although it will not provide funding to a council whose actions are unlawful). The Council is also required to provide a balanced budget through the Local Government Finance Act 1992, which ensures sufficient monies are raised to cover annual expenditure. There is therefore no significant risk that it will be unable to raise finance to meet its commitments under financial instruments.

The maturity analysis of financial liabilities is as follows:

Description	31/03/2020	31/03/2021
	£'000	£'000
Less than one year	13,613	20,408
Between one and two years	2,253	2,253
Between two and five years	6,507	6,507
More than five years	70,069	67,983
Total	92,442	97,151

All trade and other payables are due to be paid in less than one year.



3. Notes

33.1.4 Market Risk

Interest Rate Risk

The Council is exposed to risk in terms of its exposure to interest rate movements on its borrowings and investments. Movements in interest rates have a complex impact on the Council, depending on how variable and fixed interest rates move across differing financial instrument periods. For instance, a rise in variable and fixed interest rates would have the following effects:

- borrowings at variable rates – the interest expense charged to the Surplus or Deficit on the Provision of Services will rise;
- borrowings at fixed rates – the fair value of the borrowing will fall
- investments at variable rates – the interest income credited to the Surplus or Deficit on the Provision of Services will rise; and
- Investments at fixed rates – the fair value of the assets will fall

Borrowings are not carried at fair value on the balance sheet, so nominal gains and losses on fixed rate borrowings would not impact on the Surplus or Deficit on the Provision of Services or Other Comprehensive Income and Expenditure. However, changes in interest payable and receivable on variable rate borrowings and investments will be posted to the Surplus or Deficit on the Provision of Services and affect the General Fund Balance. Movements in the fair value of fixed rate investments that have a quoted market price will be reflected in the Other Comprehensive Income and Expenditure.

The Council has a number of strategies for managing interest rate risk. The Annual Treasury Management Strategy draws together the Council's prudential and treasury indicators and its expected treasury operations, including an expectation of interest rate movements. From this strategy a treasury indicator is set which provides maximum limits for fixed and variable interest rate exposure. The central treasury team will monitor market and forecast interest rates within the year to adjust exposures appropriately. For instance during periods of falling interest rates, and where economic circumstances make it favourable, fixed rate investments may be taken for longer periods to secure better long term returns, similarly the drawing of longer term fixed rates borrowing would be postponed.

According to this assessment strategy, at 31 March 2021, if interest rates had been 1% higher with all other variables held constant, the financial effect would be:

Description	3/31/2021 £'000
Increase in interest payable on variable rate borrowings	-
Increase in interest receivable on variable rate investments	323
Increase in government grant receivable for financing costs	-
Impact on Income and Expenditure Account	323
Share of overall impact debited to the HRA	19
Decrease in fair value of fixed rate investment assets	-
Impact on the Comprehensive Income and Expenditure Statement	-
Decrease in fair value of fixed rate borrowings liabilities (no impact on C I & E Statement)	-

The approximate impact of a 1% fall in interest rates would be as above but with the movements being reversed.

Price risk

The council does not generally invest in equity shares but does have shareholdings to the value of £2m in a wholly owned housing company (Lafford Homes Ltd).

As the shareholdings have arisen in the acquisition of specific interests, the council is not in a position to limit its exposure to price movements by diversifying its portfolio. Instead it only acquires shareholdings in return for 'open book' arrangements with the company concerned so that the authority can monitor factors that might cause a fall in the value of specific shareholdings.

Foreign Exchange Risk

The council has no financial assets or liabilities denominated in foreign currencies and thus has no exposure to loss arising from movements in exchange rates.

HRA Income and Expenditure Account

The HRA Income and Expenditure Account shows the economic cost in the year of providing housing services in accordance with generally accepted accounting practices, rather than the amount to be funded from rents and Government grants. Authorities charge rents to cover expenditure in accordance with regulations: this may be different from the accounting cost. The increase or decrease in the year, on the basis of which rents are raised, is shown in the Movement on the HRA Statement.

2019/20	Description	2020/21
£'000		£'000
	Expenditure	
(4,935)	Repairs and maintenance	(4,476)
(2,050)	Supervision and management	(1,894)
(74)	Rents, rates, taxes and other charges	(133)
(2,051)	Depreciation of non current assets	(2,036)
(3,476)	Revaluation of non-current assets	4,222
(28)	Debt management costs	(22)
(12,614)	Total expenditure	(4,339)
	Income	
15,047	Dwelling rents	15,152
194	Non-dwelling rents	180
401	Charges for services and facilities	317
29	Contributions towards expenditure	15
15,671	Total income	15,664
3,057	Net cost of HRA services included in the Comprehensive Income and Expenditure Statement	11,325
(229)	HRA services share of corporate and democratic core	(354)
(1,095)	HRA share of other amounts included in the whole authority net expenditure of continuing operations but not allocated to a specific service	(973)
1,733	Net cost of HRA services	9,998
	HRA share of the operating income and expenditure included in the Comprehensive Income and Expenditure Statement:	
480	Gain or (loss) on sale of HRA non-current assets	206
(2,172)	Interest payable and similar charges	(1,925)
32	Interest and investment income	25
(195)	Pensions interest cost and expected return on pension assets	(153)
290	Capital Grants and Contributions receivable	1,550
168	Surplus / (deficit) for the year on HRA services	9,701

Movement on the HRA Statement

2019/20	Description	2020/21
£'000		£'000
750	Balance on the HRA at the end of the previous year	750
169	Surplus or (deficit) for the year on the HRA Income & Expenditure Statement	9,701
5,314	Adjustments between accounting base and funding base under regulations	(3,618)
5,483	Net increase or (decrease) before transfer to reserves	6,083
(5,483)	Transfer (to) / from reserves	(6,083)
-	Increase or (decrease) in year on the HRA	-
750	Balance on the HRA at the end of the current year	750
	Adjustments between accounting basis and funding basis under regulations	
	Transfers to/from the Capital Adjustment Account:-	
3,476	- revaluation of non current assets	(4,222)
2,051	- reversal of actual HRA depreciation	2,036
(290)	- capital grants	(1,550)
(480)	Gain or loss on sale of HRA fixed assets	(206)
557	HRA share of contributions to/from the Pension Reserve	324
5,314		(3,618)
	Items not included in the HRA Income and Expenditure Account but included in the movement on HRA balance for the year	
(5,536)	Transfer (to) / from Major Repairs Reserve	(5,710)
(110)	Transfer (to) / from Affordable / Target Rents Difference Reserve	(125)
157	Transfer (to) / from HRA Earmarked Expenditure Reserve	(262)
6	Transfer (to) / from Accumulated Absence Reserve	14
(5,483)		(6,083)

Note H1 – Housing Stock Numbers and Values

H1.1 – Number and Types of Dwelling in the Housing Stock

2019/20	Type	2020/21
number		number
3,365	Houses and Bungalows	3,361
477	Flats	484
3,842	Total	3,845

H1.2 – Asset Values

2019/20	Type	2020/21
£000		£000
Operational assets		
156,873	▪ dwellings	163,139
2,247	▪ other land and buildings	2,216
347	▪ assets held for sale	347
-	▪ vehicle, plant and equipment	17
429	▪ assets under construction	2,280
159,896	Total	167,999

H2 – Vacant Possession

The vacant possession value is the Council's estimate of the total sum that it would receive if all the dwellings were sold on the open market. The balance sheet value is calculated on the basis of rents receivable on existing tenancies. These are less than would be obtainable on the open market, and the balance sheet value is therefore lower than the vacant possession valuation. The difference between the two values therefore shows the economic cost of providing housing at less than market value. The vacant possession value of dwellings within the HRA at 1st of April in the financial year is as follows:

2019/20	Description	2020/21
£'000		£'000
376,574	Vacant possession value	392,734
376,574	Total	392,734

H3 – Analysis of Movement on the Major Repairs Reserve

2019/20	Description	2020/21
£'000		£'000
6,866	Balance as at 1 April	10,095
5,536	Amount transferred to the Major Repairs Reserve during the financial year	5,710
(221)	The debits to the Major Repairs Reserve in respect of capital expenditure on land, houses and other property within the HRA	(4,523)
(2,086)	Debits in respect of any repayment made in the year, of the principal of any amount borrowed where the repayment was met out of the Major Repairs Reserve	(2,086)
10,095	Balance as at 31 March	9,196

Note H4 – Summaries of Total Capital Expenditure and Receipts

Summary of Total Capital Expenditure

2019/20	Description	2020/21
£'000		£'000
4,548	Expenditure of HRA land, houses and other property	6,437
4,548	Total	6,437
Financed By:		
(3,500)	▪ borrowing	-
(151)	▪ general capital receipts reserve	(784)
(213)	▪ government grants	(967)
(326)	▪ 1-4-1 capital receipts reserve	(38)
(5)	▪ external contribution	-
(221)	▪ major repairs reserve	(4,523)
(22)	▪ section 106 reserve	-
(110)	▪ affordable / target rents reserve	(125)
(4,548)	Total	(6,437)

Summary of Total Capital Receipts

2019/20	Description	2020/21
£'000		£'000
1,404	Council house sales	728
2	Deferred purchase of council houses	2
1,406	Total	730

De-recognition of Replacement Components

Under the CIPFA Code, where capital expenditure has been incurred on the replacement of asset components, this has to be written out as a loss on the replacement. The Council incurred expenditure of £1,898,574 on the replacement of items such as kitchens, bathrooms, heating systems, windows and doors on its housing stock and this has been shown under "Gain or (loss) on sale of HRA fixed assets" on the HRA Income and Expenditure Account.

Note H5 – Depreciation

2019/20	Description	2020/21
£'000		£'000
Operational assets:		
2,021	Dwellings	2,007
28	Other land and buildings	29
2	Vehicles	-
2,051	Total	2,036

Note H6 – Share of Contributions to and from Pensions Reserve

Note 30 of the core financial statements gives a detailed insight of the accounting requirements for pension costs in accordance with IAS19.

The following transactions have been made in the HRA to reflect its share of the pension fund transactions in the year:

2019/20	Description	2020/21
£'000		£'000
HRA Income and Expenditure Account		
Net cost of services		
787	▪ Current service cost	640
Net operating cost		
485	▪ Interest cost	399
(290)	▪ Expected return on assets in the scheme	(247)
982	Net charge to the HRA Income and Expenditure Account	792
Statement of movement on the HRA balance		
(982)	Net charges made for retirement benefits in accordance with IAS19	(792)
-	Actual amount charged against general fund balance for pensions in the year	-
425	Employer's contributions payable to scheme	469

Note H7 – Rent Arrears

2019/20	Description	2020/21
£'000		£'000
543	Arrears at 31 March	526

The rent arrears represent 5.56% of the rent collectable for the year (i.e. net of rebates, write offs and voids). The comparative figure for 2019/20 was 6.21%.

A bad debt provision of £103,498.11 has been made in the accounts for potentially uncollectable rent arrears. (£262,231 for 2019/20).

Note H8 – Any Sums Directed by the Secretary of State to be Debited or Credited

There have been no sums directed by the Secretary of State.

Note H9 – Any Exceptional or Prior Period Items

There have been no exceptional or prior period items occurring during the year.

Note H10 – Impairment Charges

Impairments totalling £538,740 have been charged during the year in relation to Grinter House, North Hykeham.



5. Collection Fund

Collection Fund

The Collection Fund is an agent's statement that reflects the statutory obligation for billing authorities to maintain a separate fund for the collection of Council Tax and Business Rates. The statement shows the transactions of the billing Council in relation to the collection from taxpayers and distribution to local authorities and the Government of Council Tax and Non-Domestic Rates.

2019/20	Description	Note	2020/21
£'000			£'000
	COUNCIL TAX;		
	Income		
(67,061)	Income from council tax		(69,876)
-	Transfers from General Fund		(288)
(469)	Contributions to previous year estimated deficit	-	
(67,530)	Total income		(70,164)
	Expenditure		
	Council Tax;		
66,706	Precepts and demands from county, police and district	C3	69,870
274	Change in provision for bad and doubtful debts		250
66,980	Total expenditure		70,120
(550)	Movement on fund balance		(44)
215	Balance at beginning of year		(335)
(335)	Balance at end of year		(379)

2019/20	Share of Council Tax balance allocated to;	2020/21
(48)	NKDC	(55)
(242)	Lincolnshire County Council	(268)
(45)	Lincolnshire PCC	(56)
(335)	Total	(379)



5. Collection Fund

2019/20 £'000	Description	2020/21 £'000
BUSINESS RATES;		
Income		
(456)	Transitional protection income	(167)
(27,927)	Income from business ratepayers	(18,269)
Contributions to previous years surplus/(deficit);		
(540)	Central Government	(123)
1,648	NKDC	-
1,278	Lincolnshire County Council	-
(25,997)	Total Income	(18,559)
Expenditure		
Business Rates:		
13,252	Retained central share	13,665
2,651	Payments to LCC	2,733
10,602	Payment to NKDC	10,932
Distribution of previous year estimated surplus		
-	North Kesteven	407
-	Lincolnshire County Council	313
-	Central Government	-
-	Interest	-
1,548	Renewable energy schemes - NKDC	1,826
131	Renewable energy schemes - LCC	133
124	Costs of collection	123
106	Change in provision for bad and doubtful debts	142
109	Change in provision for appeals	1,440
28,523	Total expenditure	31,714
2,526	Movement on fund balance	13,155
(2,969)	Balance at beginning of year	(443)
(443)	Balance at end of year	12,712



2019/20			2020/21	
Share of (Surplus) / Deficit	Share of Provision for Appeals	Share of Business Rates Balances Allocated to;	Share of (Surplus) / Deficit	Share of Provision for Appeals
(294)	314	NKDC	5,133	890
(219)	78	Lincolnshire County Council	1,343	222
70	392	Central Government	6,236	1,112
(443)	784	Total	12,712	2,224

Note C1 - Non-Domestic Rates

In 2013/14 the local government finance regime was revised with the introduction of the retained business rates scheme. The scheme allows the Council to retain a proportion of the total NDR received – 50% is paid over to Central Government and the remaining 50% split 80% to the District Council and 20% to Lincolnshire County Council.

For 2020/21 the Council are part of a pooling arrangement for business rates income with Lincolnshire County Council, City of Lincoln Council, Boston Borough Council, East Lindsey District Council, South Holland District Council, South Kesteven District Council and West Lindsey District Council.

The total non-domestic rateable value for North Kesteven District Council at 31 March 2021 was £74,416,902 (2019/20 £72,495,526).

The Council collects business rates for its area based on rateable values (as determined by the Valuation Office Agency) and multipliers set by central government. The national non-domestic multiplier for the year was 49.9p for small businesses and 51.2p for all other businesses.

Note C2 - Calculation of Council Tax

The Council's tax base, i.e. the number of chargeable dwellings in each valuation band (adjusted for dwellings where discounts apply) converted to an equivalent number of Band D dwellings, was calculated as follows:

Band	Estimated number of properties after discounts - exemptions etc.	Ratio to band D	Band D equivalent dwellings
- A	54	5/9	29
A	11,506	6/9	7,671
B	11,286	7/9	8,778
C	11,856	8/9	10,539
D	6,498	9/9	6,498
E	3,172	11/9	3,876
F	1,464	13/9	2,115
G	394	15/9	657
H	41	18/9	83
	46,271		40,246
	Plus: Crown properties		760
	less: adjustment for collection rates		(302)
	less net effect of premiums and discounts		(3,004)
	Council tax base		37,700

Note C3 - Council Tax Precepts and Demands

Description	Actual Precept for 2020/21 £'000	Share of Surplus/Deficit £'000	Total Precept 2020/21 £'000
Lincolnshire County Council	50,427	-	50,427
North Kesteven District Council	9,967	-	9,967
Lincolnshire PCC	9,476	-	9,476
Total	69,870	-	69,870

6. Group Accounts

Group Comprehensive Income and Expenditure Statement

This statement shows the accounting costs in the year, of providing services, in accordance with generally accepted accounting practices, rather than the amounts to be funded from taxation. Authorities raise taxation to cover expenditure in accordance with regulations; this may be different from the accounting cost. The taxation position is shown in the Movement in Reserves Statement.

2019/20			Description	2020/21		
Group Gross expenditure	Group Gross income	Group Net expenditure		Group Gross expenditure	Group Gross income	Group Net expenditure
Group				Group		
£'000	£'000	£'000		£'000	£'000	£'000
9,864	(2,397)	7,467	Our Council	9,923	(2,053)	7,870
24,347	(19,138)	5,209	Our Communities	23,390	(18,547)	4,843
1,692	(1,167)	525	Our Economy	5,624	(4,528)	1,096
470	(27)	443	Our Environment	501	(89)	412
3,270	(2,611)	659	Our Homes	3,193	(2,599)	594
12,584	(15,657)	(3,073)	HRA	4,302	(15,642)	(11,340)
52,227	(40,997)	11,230	Cost of services	46,933	(43,458)	3,475
896	(1,376)	(480)	(Gains) / losses on non current asset disposal	514	(721)	(207)
3,190	-	3,190	Parish council precepts	3,404	-	3,404
162	-	162	Street lighting special expense	167	-	167
522	-	522	Internal drainage board precepts	564	-	564
402	-	402	Contribution of housing capital receipts to government pool	402	-	402
5,172	(1,376)	3,796	Other operating expenditure	5,051	(721)	4,330
327	(128)	199	Movement in assets held at FVPL	27	(330)	(303)
111	(457)	(346)	Investment Properties	150	(497)	(347)
2,716	-	2,716	Interest payable and similar charges	2,203	-	2,203
-	(454)	(454)	Interest and investment income	-	(497)	(497)
2,612	(1,561)	1,051	Net interest on the defined benefit liability(asset)	2,193	(1,354)	839
5,766	(2,600)	3,166	Financing & investment income & expenditure	4,573	(2,678)	1,895
-	(9,507)	(9,507)	Demand on the collection fund	-	(9,974)	(9,974)
7,573	(12,803)	(5,230)	Redistributed business rates	6,717	(7,577)	(860)
-	(1,457)	(1,457)	Section 31 grants	-	(5,562)	(5,562)
-	(2,277)	(2,277)	General Government Grants	-	(5,668)	(5,668)
-	(360)	(360)	Capital Grants & Other contributions	-	(360)	(360)
7,573	(26,404)	(18,831)	Taxation & non specific grant income and expenditure	6,717	(29,141)	(22,424)
70,738	(71,377)	(639)	(Surplus) / Deficit on the provision of services	63,274	(75,998)	(12,724)
12	-	12	Tax expenses of subsidiary	57	-	57
70,750	(71,377)	(627)	Group (Surplus) / Deficit on the provision of services	63,331	(75,998)	(12,667)
46	(810)	(764)	(Surplus) / Deficit on revaluation of non current assets	331	(1,343)	(1,012)
8,092	(16,044)	(7,952)	Actuarial (gains) / losses on pension assets / liabilities	26,990	(15,651)	11,339
-	-	-	(Surplus) / Deficit on available for sale assets	-	-	-
8,138	(16,854)	(8,716)	Other comprehensive income and expenditure	27,321	(16,994)	10,327
78,888	(88,231)	(9,343)	Total Comprehensive Income and Expenditure	90,652	(92,992)	(2,340)

6. Group Accounts

Group Movement in Reserves Statement

This statement shows the movement in the year on the reserves held by the Group, analysed into 'usable reserves' (i.e. those that can be applied to fund expenditure) and other reserves. The 'Surplus or Deficit on the Comprehensive Income and Expenditure' line shows the true economic cost of providing the Group's services, more details of which are shown in the Comprehensive Income and Expenditure Statement. These are different from the statutory amounts required to be charged to the General Fund and Housing Revenue Account for Council Tax setting and dwellings rent setting purposes.

Full details of the Councils Usable reserves can be found on the Movement in Reserves Statement.

	Total Usable Reserves £000s	Unusable Reserves £000s	Total Authority Reserves £000s	Lafford Homes £000s	Total Group Reserves £000s
Current Year					
Balance at 31 March 2020	(30,358)	(77,782)	(108,140)	51	(108,089)
Movement in reserves during 2020/21					
Total Comprehensive Income and Expenditure	(12,047)	10,327	(1,720)	(620)	(2,340)
Adjustments Between Accounting Basis and Funding Basis Under Regulations	5,059	(5,059)	-	-	-
Other Reserve Movements	611	-	611	(611)	-
Increase or Decrease in 2020/21	(6,377)	5,268	(1,109)	(1,231)	(2,340)
Balance at 31 March 2021 carried forward	(36,735)	(72,514)	(109,249)	(1,180)	(110,429)
Comparative Year					
Balance at 31 March 2019 restated	(23,390)	(75,464)	(98,854)	108	(98,746)
Movement in reserves during 2019/20					
Total Comprehensive Income and Expenditure	(570)	(8,716)	(9,286)	(57)	(9,343)
Adjustments Between Accounting Basis and Funding Basis Under Regulations	(6,398)	6,398	-	-	-
Increase or Decrease in 2019/20	(6,968)	(2,318)	(9,286)	(57)	(9,343)
Balance at 31 March 2020 carried forward restated	(30,358)	(77,782)	(108,140)	51	(108,089)

6. Group Accounts

Group Balance Sheet

The Group Balance Sheet summarises the financial position of the Council and its subsidiary as a whole. It shows the value of group assets and liabilities at the end of the financial year.

2019/20 £'000	Description	Notes	2020/21 £'000
189,560	Property, Plant and Equipment	L.3	205,081
8,402	Investment Property	L.5	8,901
622	Heritage assets		672
-	Intangible assets		-
198,584	Total Non Current Assets		214,654
5,766	Non property investments		16,775
9	Long term debtors		7
204,359	Total Long Term Assets		231,436
	Current Assets		
347	Assets held for sale		347
25,751	Short term investments		19,790
73	Inventories		81
5,161	Short term debtors		11,565
5,238	Cash and cash equivalents	L.4	1,262
36,570	Total Current Assets		33,045
240,929	Total Assets		264,481
	Current Liabilities		
(2,378)	Short term borrowing		(2,376)
(10,499)	Short term creditors		(18,513)
(3)	Short term developers' contributions (s106)		(4)
(314)	Provisions		(954)
(13,194)	Total Current Liabilities		(21,847)
(78,192)	Long term borrowing		(76,106)
(3,050)	Developers' contributions (s106)		(4,667)
(638)	Deferred liabilities		(554)
(37,766)	Net pension liability		(50,877)
(119,646)	Total Long Term Liabilities		(132,204)
(132,840)	Total Liabilities		(154,051)
108,089	Net Assets		110,430
	Financed by:		
30,358	Usable Reserves		36,735
77,782	Unusable Reserves		72,515
(51)	Lafford Homes Reserve		1,180
108,089	Total Reserves		110,430



6. Group Accounts

Group Cash Flow

The Group Cash Flow Statement summarises the cash flows of the Council and its subsidiary during the year.

2019/20 Group £'000	Description	Notes	2020/21 Group £'000
626	Net surplus or (deficit) on the provision of services		12,667
13,126	Adjustment to surplus or deficit on the provision of services for non cash movements	L2 Note A	6,862
(2,521)	Adjust for items included in the net surplus or deficit on the provision of services that are investing and financing activities	L2 Note A	(3,374)
11,231	Net cash flow from operating activities		16,155
(23,425)	Net cash flow from investing activities	L2 Note C	(15,416)
5,293	Net cash flow from financing activities	L2 Note D	(4,714)
(6,901)	Net increase or decrease in cash and cash equivalents		(3,975)
12,157	Cash and cash equivalents at the beginning of the reporting period		5,238
5,238	Cash and cash equivalents at the end of the reporting period		1,263

Lafford Homes Ltd Accounts for the year ended 31 March 2021

Introduction

The CIPFA Code of Practice requires that where an Authority has material financial interests and a significant level of control over one or more entities, it should prepare group accounts. The aim of these statements is to give an overall picture of the Council's financial activities and the resources employed in carrying out those activities.

"A subsidiary is an entity including an unincorporated entity such as a partnership that is controlled by another entity (the Council), known as the parent."

Lafford Homes Ltd is classified as a subsidiary of North Kesteven District Council and has therefore been consolidated and the required group accounts produced.

The Council incorporated Lafford Homes Ltd during the 2016/17 as a wholly owned subsidiary company for the provision of privately rented housing. Incorporation was achieved with Companies House on 4th August 2016.

Accounts for Lafford Homes Ltd have been produced externally by Streets Chartered Accountants

Accounting Policies

Lafford Homes Ltd, has prepared 2020/21 accounts using accounting policies consistent with those applied by the Council. Both entities have a financial year end of 31 March.

One additional accounting policy is required relating to Investment Properties as the Council do not hold any Investment Properties;

Investment Properties

Property held for rental to others are held as Investment Properties.

Recognition

Expenditure on the acquisition, creation or enhancement of Investment Properties is capitalised on an accruals basis, provided that it is probable that the future economic benefits with the item will flow to the Company and the cost of the item can be measured reliably. Expenditure that maintains but does not add to an asset's potential to deliver future economic benefits (i.e. Repairs and maintenance) is charged as an expense when it is incurred.

Measurement

Investment Properties are initially measured at cost, comprising:

- The purchase price
- Any directly attributable cost, e.g. professional fees for legal services, property taxes, e.g. stamp duty and other transaction costs.

Following the financial year where an Investment Property is initially measured, Investment Properties will be measured at "fair value". Fair value reflects market conditions at the end of the report period

and thus annual revaluations will be necessary. Gains or losses arising from changes in the fair value of the investment property are recognised in financing and Investment Income.

Depreciation

Properties are not depreciated but are revalued annually according to market conditions at the yearend

Disposal

Disposals can either be through sale or through the granting of a finance lease. Investment properties are derecognised on disposal or when the property is permanently withdrawn from use and no future economic benefits are expected from its disposal.

Investment properties are outside the scope of Non-current Assets Held for Sale and

Discontinued Operations. Consequently whenever an investment property is to be sold, it is never reclassified, instead the property continues to be measured in accordance with the above, until it is derecognised.

Gains or losses arising from the disposal of investment property are recognised in the Income Statement -Financing and Investment Income and expenditure in the period of disposal.

Basis of consolidation

The financial statements of Lafford Housing Company have been consolidated with those of North Kesteven District Council on a line by line basis which has eliminated balances, transactions, income and expenditure between the Council and the subsidiary.



L1 Group Expenditure Funding Analysis

2019/20			Description	2020/21		
Net Expenditure Chargeable to the General Fund and HRA Balances	Adjustments Between Funding and Accounting Basis	Net Expenditure in the Comprehensive Income and Expenditure Statement		Net Expenditure Chargeable to the General Fund and HRA Balances	Adjustments Between Funding and Accounting Basis	Net Expenditure in the Comprehensive Income and Expenditure Statement
£'000	£'000	£'000		£'000	£'000	£'000
4,124	3,343	7,467	Our Council	4,806	3,064	7,870
3,956	1,253	5,209	Our Communities	3,514	1,329	4,843
581	(56)	525	Our Economy	836	260	1,096
655	(212)	443	Our Environment	620	(208)	412
799	(140)	659	Our Homes	856	(262)	594
(7,616)	4,543	(3,073)	HRA	(7,990)	(3,350)	(11,340)
2,499	8,731	11,230	Net Cost of Service	2,642	833	3,475
(5,896)	(5,944)	(11,838)	Other income and expenditure	(10,250)	(5,892)	(16,142)
(3,397)	2,787	(608)	Surplus or Deficit	(7,608)	(5,059)	(12,667)
(14,427)			Opening General Fund and HRA balance at 31 March 2019	(17,824)		
(3,397)			(Surplus) or deficit on General Fund and HRA balance in year	(7,608)		
(17,824)			Closing General Fund, HRA and Group account (Lafford) Balance at 31 March 2020	(25,432)		

6. Group Accounts

L2 Group Account Cash Flow Note

2019/20	Operating Activities	2020/21
£'000	Note A	£'000
626	Net surplus or deficit on the provision of services	13,622
3,081	Depreciation	3,184
3,108	Impairment or downward valuations	(4,708)
28	Amortisation	-
(60)	Increase /decrease in interest creditors	(2)
3,394	Increase/decrease in creditors	4,821
(104)	Increase/decrease in interest debtors	(39)
(322)	Increase/decrease in debtors	566
253	Movement in Investments classified as Fair value through the P&L	27
(2)	Increase/decrease in inventories	(7)
2,945	Pension liability	1,772
(91)	Contributions to/(from) provisions	639
896	Carrying amount of non current assets sold	609
13,126		6,862
	Adjust for items included in the net surplus or deficit on the provision of services that are investing or financing activities	
(1,144)	Capital grants that are credited to surplus or deficit on the provision of services	(2,653)
-	Proceeds from the sale of short and long term investments	-
(1,377)	Proceeds from the sale of property plant and equipment , investment property and intangible assets	(721)
(2,521)		(3,374)
11,231	Net cash flows from operating activities	17,110

L2 Group Account Cash Flow Note

2019/20	Operating Activities	2020/21
£'000	Interest - Note B	£'000
454	Ordinary interest received	497
78	Opening debtor	182
(182)	Closing debtor	(221)
350	Interest Received	458
(2,716)	Interest charged for the year	2,494
(353)	Opening creditor	(2)
293	Closing creditor	0
(2,776)	Interest Paid	2,492

6. Group Accounts

L2 Group Account Cash Flow Note

2019/20	Investing Activities	2020/21
£'000	Note C	£'000
(9,610)	Property, plant and equipment purchased	(14,143)
-	Purchase of new Finance Leases	-
(1,238)	Opening capital creditors	(430)
509	Closing capital creditors	817
(10,339)	Purchase of property plant and equipment, investment property, and intangible assets	(13,756)
(41,570)	Purchase of short term investments	(23,570)
(4,000)	Purchase of long term investments	(9,041)
(45,570)	Purchase of short and long term investments	(32,611)
(413)	Long term loans granted - capital grants repaid	-
1,379	Proceeds from the sale of property plant and equipment, investment property, and intangible assets	723
29,000	Proceeds from short term and long term investments	27,575
2,518	Capital grants received	2,653
(23,425)	Net cash from investing activities	(15,416)
Treasury Management Transactions During the Year:-		
207,485	Out to investments	158,313
199,087	Back from investments	152,683

L2 Group Account Cash Flow Note

2019/20	Financing Activities	2020/21
£'000	Note D	£'000
7,500	Cash receipts of short-term and long-term borrowing	-
87	Billing authorities - Council tax and NNDR adjustments	(2,545)
(2,198)	Repayment of short-term and long-term borrowing	(2,086)
(96)	Payments for the reduction of a finance lease liability	(83)
5,293	Net cash flows from financing activities	(4,714)

L3 Property Plant and Equipment

2020/21	Council Dwellings	Other Land and Buildings	Vehicles Plant & Equipment	Infrastructure Assets	Community Assets	Surplus Assets	Assets Under Construction	Grand Total
	£'000	£'000	£'000	£'000	£'000	£'000	£'000	£'000
Cost or Valuation								
Gross book value as at 1 April 2020	156,874	24,630	5,254	759	439	470	4,127	192,553
Additions	4,565	-	454	-	-	-	9,123	14,142
Derecognition - Disposals	-	-	(10)	-	-	-	(3)	(13)
Derecognition - Others	(1,899)	-	(96)	-	-	-	-	(1,995)
Reclassifications	-	-	29	-	-	-	(470)	(441)
Revaluation increases / (decreases) recognised in the surplus/deficit of services	4,659	114	-	-	-	-	-	4,773
Revaluation increases / (decreases) recognised in the revaluation reserve	-	557	-	-	-	75	-	632
Assets reclassified (to) / from Held for Sale	(521)	-	-	-	-	-	-	(521)
GBV At 31 March 2021	163,678	25,301	5,631	759	439	545	12,777	209,130
Depreciation and Impairment								
Accumulated depreciation & Impairments	-	-	(2,783)	(210)	-	-	-	(2,993)
Charge for year	(2,007)	(556)	(591)	(22)	-	-	-	(3,176)
Depreciation written out to the Revaluation Reserve	-	440	-	-	-	-	-	440
Depreciation written out to the Surplus/Deficit on provision of services	2,000	116	-	-	-	-	-	2,116
Impairments (losses)/reversals recognised in the Revaluation Reserve	-	-	-	-	-	-	-	-
Impairments (losses)/reversals recognised in the Surplus/Deficit on provision of services	(539)	-	-	-	-	-	-	(539)
Derecognition - Other	-	-	96	-	-	-	-	96
Derecognition - Disposals	-	-	-	-	-	-	-	-
Assets reclassified (to) / from Held for Sale	7	-	-	-	-	-	-	7
At 31 March 2021	(539)	-	(3,278)	(232)	-	-	-	(4,049)
Balance sheet at 31 March 2021	163,139	25,301	2,353	527	439	545	12,777	205,081
Balance sheet at 31 March 2020	156,874	24,630	2,471	549	439	470	4,127	189,560

6. Group Accounts

L3 Property Plant and Equipment

2019/20	Council Dwellings	Other Land and Buildings	Vehicles Plant & Equipment	Infrastructure Assets	Community Assets	Surplus Assets	Assets Under Construction	Grand Total
	£'000	£'000	£'000	£'000	£'000	£'000	£'000	£'000
Cost or Valuation								
Gross book value as at 1 April 2019	156,298	24,020	4,264	759	439	470	5,802	192,052
Additions	3,224	(8)	990	-	-	-	5,369	9,575
Derecognition - Disposals	-	-	-	-	-	-	-	-
Derecognition - Others	(3,223)	-	-	-	-	-	-	(3,223)
Reclassifications	4,178	-	-	-	-	-	(7,044)	(2,866)
Revaluation increases / (decreases) recognised in the surplus/deficit of services	(2,696)	259	-	-	-	-	-	(2,437)
Revaluation increases / (decreases) recognised in the revaluation reserve	-	359	-	-	-	-	-	359
Assets reclassified (to) / from Held for Sale	(907)	-	-	-	-	-	-	(907)
GBV At 31 March 2020	156,874	24,630	5,254	759	439	470	4,127	192,553
Depreciation and Impairment								
Accumulated depreciation & Impairments	(433)	-	(2,296)	(186)	-	-	-	(2,915)
Charge for year	(2,021)	(542)	(487)	(24)	-	-	-	(3,074)
Depreciation written out to the Revaluation Reserve	-	395	-	-	-	-	-	395
Depreciation written out to the Surplus/Deficit on provision of services	-	147	-	-	-	-	-	147
Impairments (losses)/reversals recognised in the Revaluation Reserve	-	-	-	-	-	-	-	-
Impairments (losses)/reversals recognised in the Surplus/Deficit on provision of services	2,443	-	-	-	-	-	-	2,443
Derecognition - Other	-	-	-	-	-	-	-	-
Derecognition - Disposals	-	-	-	-	-	-	-	-
Assets reclassified (to) / from Held for Sale	11	-	-	-	-	-	-	11
At 31 March 2018	-	-	(2,783)	(210)	-	-	-	(2,993)
Balance sheet at 31 March 2020	156,874	24,630	2,471	549	439	470	4,127	189,560
Balance sheet at 31 March 2019	155,865	24,020	1,968	573	439	470	5,802	189,137

6. Group Accounts

L4 Cash and Cash Equivalents

3/31/2020	Group Cash and Cash Equivalents	3/31/2021
£'000		£'000
238	Bank current accounts	1,262
5,000	Money Market funds	-
5,238	Total	1,262

L5 Investment Properties 1

The following table summarises the movement in the fair value of investment properties over the year.

3/31/2020	Investment Properties	3/31/2021
£'000		£'000
5,500	Balance at the start of the year	8,402
	Additions:	
-	Purchases	-
-	Subsequent expenditure	-
-	Diposals	(93)
36	Net gain/(loss) from fair value adjustments	330
	Transfers:	
2,866	to/from property, plant and equipment	262
8,402	Total	8,901

L5 Investment Properties 2

Other significant observable inputs	Fair Value		Other significant observable inputs	Fair Value
Level 2	2019/20		Level 2	2020/21
£'000	£'000		£'000	£'000
8,402	8,402	Residential (market rental) Properties	8,901	8,901
8,402	8,402	Total	8,901	8,901

L6 Investment properties

Transfers between Levels of Fair Value Hierarchy

During the year there has been no transfers between Levels.

Valuation Techniques used to Determine Level 2 Fair value of investment properties

The Fair value is the price that would be received to sell an asset or paid to transfer a liability in an orderly transaction between market participants at the measurement date. Investment properties have been valued to fair value utilising a market value basis.

Market value is defined as the estimated amount for which an asset or liability should exchange on the valuation date between a willing buyer and a willing seller in an arm's length transaction, after proper marketing and where the parties had each acted knowledgeably, prudently and without compulsion.

Highest and best use of Investment Properties

In estimating the fair value of investment properties, the highest and best use of the properties is their current use.

Valuation Process for Investment Properties

The fair value of the Investment properties have been measured as at 31 March 2021 and will now be measured at the end of each reporting period. All valuations have been carried out externally in accordance with the methodologies and bases for estimation set out in the professional standards of the Royal Institution of Chartered Surveyors.

7. Auditors Report

Independent auditor's report to the members of North Kesteven District Council

Report on the financial statements

Opinion on the financial statements

We have audited the financial statements of North Kesteven District Council ('the Council') and its subsidiaries ('the Group') for the year ended 31 March 2021, which comprise the Council and Group Comprehensive Income and Expenditure Statements, the Council and Group Movement in Reserves Statements, the Council and Group Balance Sheets, the Council and Group Cashflow Statements and notes to the financial statements, including a summary of significant accounting policies. The financial reporting framework that has been applied in their preparation is applicable law and the CIPFA/LASAAC Code of Practice on Local Authority Accounting in the United Kingdom 2020/21.

In our opinion, the financial statements:

- give a true and fair view of the financial position of North Kesteven District Council and the Group as at 31st March 2021 and of its expenditure and income for the year then ended; and
- have been properly prepared in accordance with the CIPFA/LASAAC Code of Practice on Local Authority Accounting in the United Kingdom 2020/21.

Basis for opinion

We conducted our audit in accordance with International Standards on Auditing (UK) (ISAs (UK)) and applicable law. Our responsibilities under those standards are further described in

the Auditor's responsibilities section of our report. We are independent of the Council and Group in accordance with the ethical requirements that are relevant to our audit of the financial statements in the UK, including the FRC's Ethical Standard, and we have fulfilled our other ethical responsibilities in accordance with these requirements. We believe that the audit evidence we have obtained is sufficient and appropriate to provide a basis for our opinion.

Conclusions relating to going concern

In auditing the financial statements, we have concluded that the Director of Resources' use of the going concern basis of accounting in the preparation of the financial statements is appropriate.

Based on the work we have performed, we have not identified any material uncertainties relating to events or conditions that, individually or collectively, may cast significant doubt on the Council's ability to continue as a going concern for a period of at least twelve months from when the financial statements are authorised for issue.

Our responsibilities and the responsibilities of the Director of Resources with respect to going concern are described in the relevant sections of this report.

Other information

The Director of Resources is responsible for the other information. The other information comprises the information included in the Statement of Accounts, other than the financial statements and our auditor's report thereon. Our opinion on the financial statements does not cover the other information and, except to the extent otherwise explicitly stated in our report, we do not express any form of assurance conclusion thereon.

In connection with our audit of the financial statements, our responsibility is to read the other information and, in doing so, consider whether the other information is materially inconsistent with the financial statements or our knowledge obtained in the audit or otherwise appears to be materially misstated. If we identify such material inconsistencies or apparent material misstatements, we are required to determine whether there is a material misstatement in the financial statements or a material misstatement of the other information. If, based on the work we have performed, we

conclude that there is a material misstatement of this other information, we are required to report that fact.

We have nothing to report in this regard.

Responsibilities of the Director of Resources for the financial statements

As explained more fully in the Statement of Responsibilities, the Director of Resources is responsible for the preparation of the Statement of Accounts, which includes the financial statements, in accordance with proper practices as set out in the CIPFA/LASAAC Code of Practice on Local Authority Accounting in the United Kingdom 2020/21, and for being satisfied that they give a true and fair view. The Director of Resources is also responsible for such internal control as the Director of Resources determines is necessary to enable the preparation of financial statements that are free from material misstatement, whether due to fraud or error.

The Director of Resources is required to comply with the CIPFA/LASAAC Code of Practice on Local Authority Accounting in the United Kingdom 2020/21 and prepare the financial statements on a going concern basis, unless the Council is informed of the intention for dissolution without transfer of services or function to another entity. The Director of Resources is responsible for assessing each year whether or not it is appropriate for the Council and Group to prepare its accounts on the going concern basis and disclosing, as applicable, matters related to going concern.

Auditor's responsibilities for the audit of the financial statements

Our objectives are to obtain reasonable assurance about whether the financial statements as a whole are free from material misstatement, whether due to fraud or error, and to issue an auditor's report that includes our opinion. Reasonable assurance is a high level of assurance, but is not a guarantee that an audit conducted in accordance with ISAs (UK) will always detect a material misstatement when it exists. Misstatements can arise from fraud or error and are considered material if, individually or in the aggregate, they could reasonably be expected to influence the economic decisions of users taken on

the basis of these financial statements.

Irregularities, including fraud, are instances of non-compliance with laws and regulations. We design procedures in line with our responsibilities, outlined above, to detect material misstatements in respect of irregularities, including fraud. Based on our understanding of the Council we identified that the principal risks of non-compliance with laws and regulations related to the Local Government Act 2003 (and associated regulations made under section 21), the Local Government Finance Acts of 1988, 1992 and 2012, the Accounts and Audit Regulations 2015, the Local Audit and Accountability Act 2014 (and associated regulations made under section 32) and the Local Government and Housing Act 1989 and we considered the extent to which non-compliance might have a material effect on the financial statements.

We evaluated the Director of Resources' incentives and opportunities for fraudulent manipulation of the financial statements (including the risk of override of controls) and determined that the principal risks were related to posting manual journal entries to manipulate financial performance, management bias through judgements and assumptions in significant accounting estimates and significant one-off or unusual transactions.

Our audit procedures were designed to respond to those identified risks, including non-compliance with laws and regulations (irregularities) and fraud that are material to the financial statements. Our audit procedures included but were not limited to:

- discussing with management and the Audit Committee the policies and procedures regarding compliance with laws and regulations;
- communicating identified laws and regulations throughout our engagement team and remaining alert to any indications of non-compliance throughout our audit; and
- considering the risk of acts by the Council and the Group which were contrary to applicable laws and regulations, including fraud.

Our audit procedures in relation to fraud included but were not limited to:

- making enquiries of management and the Audit Committee on whether they had knowledge of any actual, suspected or alleged fraud;
- gaining an understanding of the internal controls established to mitigate risks related to fraud;
- discussing amongst the engagement team the risks of fraud; and
- addressing the risks of fraud through management override of controls by performing journal entry testing.

7. Auditors Report

There are inherent limitations in the audit procedures described above and the primary responsibility for the prevention and detection of irregularities including fraud rests with management and the Audit Committee. As with any audit, there remained a risk of non-detection of irregularities, as these may involve collusion, forgery, intentional omissions, misrepresentations or the override of internal controls.

We are also required to conclude on whether the Director of Resources' use of the going concern basis of accounting in the preparation of the financial statements is appropriate. We performed our work in accordance with Practice Note 10: Audit of financial statement and regularity of public sector bodies in the United Kingdom, and Supplementary Guidance Note 01, issued by the National Audit Office in April 2021.

A further description of our responsibilities for the audit of the financial statements is located on the Financial Reporting Council's website at www.frc.org.uk/auditorsresponsibilities. This description forms part of our auditor's report.

Report on the Council's arrangements for securing economy, efficiency and effectiveness in its use of resources

Matters on which we are required to report by exception

We are required to report to you if, in our view we are not satisfied that the Council has made proper arrangements for securing economy, efficiency and effectiveness in its use of resources for the year ended 31 March 2021.

We have not completed our work on the Council's arrangements. On the basis of our work to date, having regard to the guidance issued by the Comptroller and Auditor General in April 2021, we have not identified any significant weaknesses in arrangements for the year ended 31 March 2021. We will report the outcome of our work on the Council's arrangements in our commentary on

those arrangements within the Auditor's Annual Report. Our audit completion certificate will set out any matters which we are required to report by exception.

Responsibilities of the Council

The Council is responsible for putting in place proper arrangements to secure economy, efficiency and effectiveness in its use of resources, to ensure proper stewardship and governance, and to review regularly the adequacy and effectiveness of these arrangements.

Auditor's responsibilities for the review of arrangements for securing economy, efficiency and effectiveness in the use of resources

We are required under section 20(1)(c) of the Local Audit and Accountability Act 2014 to satisfy ourselves that the Council has made proper arrangements for securing economy, efficiency and effectiveness in its use of resources. The Code of Audit Practice requires us to report to you our conclusion relating to proper arrangements. We are not required to consider, nor have we considered, whether all aspects of the Council's arrangements for securing economy, efficiency and effectiveness in its use of resources are operating effectively.

We have undertaken our work in accordance with the Code of Audit Practice, having regard to the guidance issues by the Comptroller and Auditor General in April 2021.

Matters on which we are required to report by exception under the Code of Audit Practice

We are required by the Code of Audit Practice to report to you if:

- we issue a report in the public interest under section 24 of the Local Audit and Accountability Act 2014;

- we make a recommendation under section 24 of the Local Audit and Accountability Act 2014; or
- we exercise any other special powers of the auditor under sections 28, 29 or 31 of the Local Audit and Accountability Act 2014.

We have nothing to report in these respects.

Use of the audit report

This report is made solely to the members of North Kesteven District Council, as a body, in accordance with part 5 of the Local Audit and Accountability Act 2014 and as set out in paragraph 44 of the Statement of Responsibilities of Auditors and Audited Bodies published by Public Sector Audit Appointments Limited. Our audit work has been undertaken so that we might state to the members of the Council those matters we are required to state to them in an auditor's report and for no other purpose. To the fullest extent permitted by law, we do not accept or assume responsibility to anyone other than the members of the Council, as a body, for our audit work, for this report, or for the opinions we have formed.

Delay in certification of completion of the audit

We cannot formally conclude the audit and issue an audit certificate until we have completed:

- the work necessary to issue our assurance statement in respect of the Council's Whole of Government Accounts consolidation pack; and
- the work necessary to satisfy ourselves that the Council has made proper arrangements for securing economy, efficiency and effectiveness in its use of resources.



Mark Dalton, Key Audit Partner
For and on behalf of Mazars LLP
5th Floor
3 Wellington Place
Leeds
LS1 4AP
17 November 2021

8. Glossary of Terms

Accounting Period

The length of time covered by the Council's accounts. This is twelve months commencing on 1 April. The end of the accounting period is the balance sheet date.

Accounting Policies

Those principles, conventions, rules and practices applied by the Council that specify how the effects of transactions and other events are to be reflected in the financial statements through:

- Recognising
- Selecting measurement bases for, and
- Presenting assets, liabilities, gains, losses and changes to reserves.

Accruals Concept

The accruals principle is that income is recorded when it is earned rather than when it is received, and expenses are recorded when goods or services are received rather than when the payment is made. The Council accrues for both revenue and capital expenditure.

Actuarial Gains and Losses

For a defined pension scheme, the changes in actuarial deficits or surpluses that arise because:

- (a) Events have not coincided with the actuarial assumptions made for the last valuation (experience gains and losses), or
- (b) The actuarial assumptions have changed.

Amortisation

The writing down in value of intangible non-current assets, which is charged to service revenue accounts to reflect the cost of such assets, used in the provision those services. This is the equivalent of depreciation for property, plant and equipment.

Asset

An asset is something that the Council owns that has monetary value. Assets are either "current" or "non-current".

- A current asset is one that will be used or cease to have material value by the end of the next financial year e.g. stock or debtors
- A non-current asset provides benefits for a period of more than one year e.g. Council Offices.
- An intangible asset is a non-monetary asset that cannot be seen, touched or physically measured and which is created through time and/or effort e.g. IT software.

Audit of Accounts

An audit is an examination by an independent expert of an organisation's financial affairs to check that the relevant legal obligations and codes of practice have been followed.

Billing Authorities

Those authorities that set and collect Council Tax and Non-Domestic Rates (Business Rates).

Budget

The Council's plans set out in financial terms. Both revenue and capital budgets are prepared, and are used to control and monitor expenditure and performance.

Capital Adjustment Account (CAA)

The Capital Adjustment Account contains the amounts that are required by statute to be set aside from capital receipts and revenue for the repayment of external loans as well as amounts of revenue, usable capital receipts and contributions that have been used to fund capital expenditure. It also accumulates depreciation, impairment and write-off of non-current assets on disposal.

8. Glossary of Terms

Capital Charges

Annual charge to service revenue accounts to reflect the cost of non-current assets used in the provision of services, i.e. depreciation.

Capital Expenditure

Expenditure on the acquisition of a non-current asset or expenditure which adds to and not merely maintains the value of an existing non-current asset. Definitions are set out in section 40 of the Local Government Act 1989. Any expenditure that does not fall within the definition must be charged to a revenue account.

Capital Programme

The capital projects a Council proposes to undertake over a set period of time.

Capital Receipts

Money received from the disposal of a non-current asset. Capital receipts cannot be used to fund revenue services.

Chartered Institute of Public Finance and Accountancy (CIPFA)

The professional accounting body concerned with local government and the public sector.

Collection Fund

The Council as a billing authority has a statutory obligation to maintain a separate Collection Fund. This shows the transactions relating to the collection of Council Tax and Business Rates and its distribution to Local Government bodies.

Community Assets

Assets that the Council intends to hold in perpetuity that have no determinable useful life. Examples of such items are parks and historic buildings.

Contingent Liabilities or Assets

These are amounts potentially due to or from individuals or organisations which may arise in the future but which at this time cannot be determined accurately, and for which provision has not been made in the Council's accounts.

Council Tax

This is a banded property tax set by local authorities in order to meet their budget requirements. There are nine bands (Band -A - Band H), set by the District Valuer according to the value of the property. The amount of tax each household pays depends on the band of the property.

Creditors

Amounts owed by the Council for work done, goods received or services rendered before the end of the accounting period but for which payment was not made by the end of the accounting period.

Current Liabilities

Amounts payable that become due during the next financial year.

MHCLG

Ministry of Housing, Communities and Local Government is a Central Government department with the overriding responsibility for determining the allocation of general resources to Local Authorities

Debtors

Amounts due to the Council for goods or services provided before the end of the accounting period, but for which actual payments had not been received by the end of the accounting period.

Depreciation

The estimate of the amount of the loss in value of a non-current asset due to age wear and tear, consumption or obsolescence over a period of time.

8. Glossary of Terms

Earmarked Reserves

These are reserves set aside for a specific purpose, a particular service or type of expenditure.

Exit Packages

This is pay and benefits an employee receives when he or she leaves employment, either through voluntary or compulsory redundancy.

Finance Charges - leases

These are the finance and service charges which form part of minimum lease payments.

Finance Leases

A lease that transfers substantially all of the risks and rewards of ownership of a fixed asset to the lessee.

General Fund

The total services of the council except for the housing revenue account and collection fund. The day to day spending on services is met from the fund.

Government Grants

Grants made by central government towards either revenue or capital expenditure to help with the cost of providing services and capital projects. Some government grants have restrictions on how they may be used whilst others are general purpose.

Group Accounts

Accounts showing the trading results and financial position of each company in a combined form.

Heritage Assets

A tangible asset with historical, artistic, scientific, technological, geophysical or environmental qualities that is held and maintained principally for its contribution to knowledge and culture.

Housing Benefits

This is a national system for providing financial assistance to individuals towards certain housing costs. The cost of the service is subsidised by central government. Benefit paid to the Councils own tenants are known as rent rebate and that paid to private landlords as rent allowance.

Housing Revenue Account

Local Authorities are required to maintain a separate account – the Housing Revenue Account – which sets out the expenditure and income arising from the provision of Council housing. Other services are charged to the General Fund.

Impairment

A reduction in the value of a non-current asset to below its carrying amount on the Balance Sheet. Examples of factors which may cause such a reduction in value include general price decreases, a significant decline in a non-current asset's market value and evidence of obsolescence or physical damage to the asset.

Infrastructure Assets

Expenditure on works of construction or improvement but which have no tangible value, such as construction of or improvement to highways.

International Financial Reporting Standard (IFRS)

Defined accounting standards that must be applied by all reporting entities to all financial statements in order to provide a true and fair view of the entity's financial position, and a standardised method of comparison with financial statements of other entities.

8. Glossary of Terms

Key Prudential Indicator

One of the indicators required under the Prudential Code for the measuring of the Council's Treasury Management activities.

Liability

A liability arises when the Council owes money to others and it must be included in financial statements. There are two types of liability:

- A current liability is a sum of money that will or might be payable during the next accounting period e.g. creditors or cash overdrawn
- A deferred liability is a sum of money that will not become payable until some point after the next accounting period or is paid off over a number of accounting periods.

Long Term Debtor

Amounts due to the Council more than one year after the balance sheet date.

Materiality

This is one of the main accounting concepts. It ensures that the statement of accounts includes all the transactions that, if omitted, would lead to a significant distortion of the financial position at the end of the accounting period.

Minimum Lease Payments

These are rental payments over the lease term including the amount of any bargain purchase option, premium and any guaranteed residual value and excluding any rental relating to costs to be met by the lessor and any contingent rentals.

Minimum Revenue Provision

The minimum amount which must be charged to the Council's revenue accounts each year and set aside for debt repayment, as required by the Local Government and Housing Act 1989.

Net Book Value

The value of a non-current asset less the accumulative amount of depreciation/ amortisation.

Non-Current Assets

Tangible assets that yield benefit to the Council and the services it provides for a period of more than one year.

Non Domestic Rates (NDR) also known as Business Rates

NDR is the levy on business property, based on a national rate in the pound applied to the 'rateable value' of the property. The Government determines national rate poundage each year which is applicable to all Local Authorities.

Non-Operational Assets

Noncurrent assets held by the Council that are not directly used in the delivery of services, such as surplus properties awaiting disposal.

Pooling of Capital Receipts

From 1 April 2004, under the new capital financing requirements, authorities will have to pool 75% of all housing Right to Buy capital receipts and 50% of all other housing capital receipts.

Precepting Authorities

Those authorities that are not billing authorities (i.e. do not collect Council Tax or NDR) and precept upon the billing Council, which then collects it on their behalf. Lincolnshire County Council, Lincolnshire Police and Crime Commissioner and Parish Councils all precept upon North Kesteven District Council.

Operating Leases

A lease where the lessor retains all the risks and rewards of ownership of a non-current asset. The asset remains the property of the lessor and the lease costs are revenue expenditure to the council.

8. Glossary of Terms

Pension Fund

An employee's pension fund maintained by a council or group of councils in order to primarily make pension payments on the retirement of participating employees. It is financed by contributions from the employing council, the employees and investment income.

Precepts

The amount of Council Tax income the County, Police Authority, Parish Councils and Fire Authorities need to provide their service. The amount for all local authorities providing services in an area appears on Council Tax bills.

Provisions

This is a sum of money that has been put aside in the accounts for liabilities or losses that are due but where the amount due or the timing of the payment is not known with any certainty.

Related Party Transactions

A related party transaction is the transfer of assets or liabilities or the performance of services by, to or for a related party irrespective of whether a charge has been made.

Reserves (usable)

Amounts set aside for general contingencies, to provide working balances or earmarked to specific future expenditure. A detailed listing is included on page 117.

Reserves (unusable)

These reserves, such as the Pension Reserve and Capital Adjustment Account hold costs that the Authority has accrued but not yet financed and therefore cannot be spent on Council services.

Revaluation Reserve

The Revaluation Reserve records the accumulated gains from the increase in the revaluation of assets. It also records any reduction in the value of assets subject to the limit of the previous increases in value of the same assets.

Revenue Expenditure

Expenditure that is incurred on the day to day costs of running local Council services, for example, staff costs, utility charges, rent and business rates.

9. Reserves

Business Rates Appeal Reserve	Maintained to meet any expenditure in relation to business rate appeals
Capital – Refuse Vehicle Replacement Reserve	Created to purchase outright our refuse fleet instead of contract hiring
Capital Reserve	Maintained to finance current and future capital expenditure
General Fund - Earmarked Expenditure Reserve	Created to accommodate expenditure that has been carried forward for special schemes
Earmarked Expenditure Reserve – HRA	Created to accommodate HRA expenditure that has been carried forward for special schemes
Environmental Reserve	Maintained to cover the extraordinary costs of Drainage Schemes and contaminated land issues as well as other Environmental Schemes
Financial Resilience Reserve	To build capacity to fund delivery of projects to enhance the Council's management of its financial resilience
General Fund	Resources available to meet future running costs of non-housing services
Housing Services Reserve	Maintained to fund a variety of future housing initiatives
HRA – Affordable/Target Rents Reserve	Created to set aside rental income from affordable rents for the funding of replacement new build dwellings per government agreement
HRA – Housing Revenue Account	Resources available to meet future running costs of Council Houses
Income Volatility Reserve	To minimise the impact of the increasing level of volatility in the Councils major and diverse income streams and to assist with managing reductions in funding arising from Central Government policy.
Invest to Save Reserve	Additional resources to promote and implement initiatives
Local Elections Reserve	Created to fund and smooth the costs of the District Council elections
Monitoring Officer Investigations Reserve	To provide a fund to allow the Monitoring Officer to undertake investigations as required to fulfil their role
New Homes Bonus Reserve	To accommodate increased infrastructure costs associated from additional new homes in district and facilitate the delivery of projects of local benefit.
Our Communities	To support the delivery of activities relating to the 'Our Communities' element of the Corporate Plan
Our Communities - Homelessness Reserve	Contains funding for a variety of homelessness initiatives that are in the process of being implemented by the Council
Our Council Reserve	To support the delivery of key activities relating to the 'Our People' element of the Corporate plan (for instance, ExCiTe and Our People programmes) in the form of support or specialist advice
Our Council - ICT Reserve	Maintained in order to protect and smooth the investment required to maintain fit for purpose IT arrangements
Our Economy Reserve	Contains the funding awarded under the Local Authority Business Growth Incentive Scheme and funding earmarked to support the Greater Lincoln Transport Strategy. This reserve will be utilised on Our Economy and Regeneration related Schemes
Our Homes Reserve	To assist with the delivery of key activities relating to the 'Our Homes' element of the Corporate Plan in the form of support, specialist advice or pump priming. This reserve includes funding previously received through Housing and Planning Grant

2020/21

Statement of Accounts

North Kesteven District Council

Contacting us

North Kesteven District Council
District Council Offices
Kesteven Street
Sleaford
Lincs
NG34 7EF

Telephone Number: (01529) 414155

Out of Hours Telephone Number: (01529) 308308

E-mail: customer_services@n-kesteven.gov.uk



North Kesteven
DISTRICT COUNCIL